

ReportNo.:AX-MG-SP-15W-045

Test Time: 2023-09-07 11:10

Luminaire Property

Luminaire Category: Bridgelux V6 3000K CRI90

Voltage: 218.5 V

Current: 0.116 A

Power: 14.30 W

Power Factor: 0.562

Photometric Results

CIE Class: Direct

Measurement Flux: 1011.6 lm

Downward Ratio: 100%

Horizontal Diffuse Angle(50%): H20.4

Vertical Diffuse Angle(50%): V20.4

Luminaire Efficacy Rating (LER): 71

Max. Intensity: 5269.73 cd

Total Rated Lamp Lumens: 1011.6 lm


Efficiency: 100%

Upward Ratio: 0%

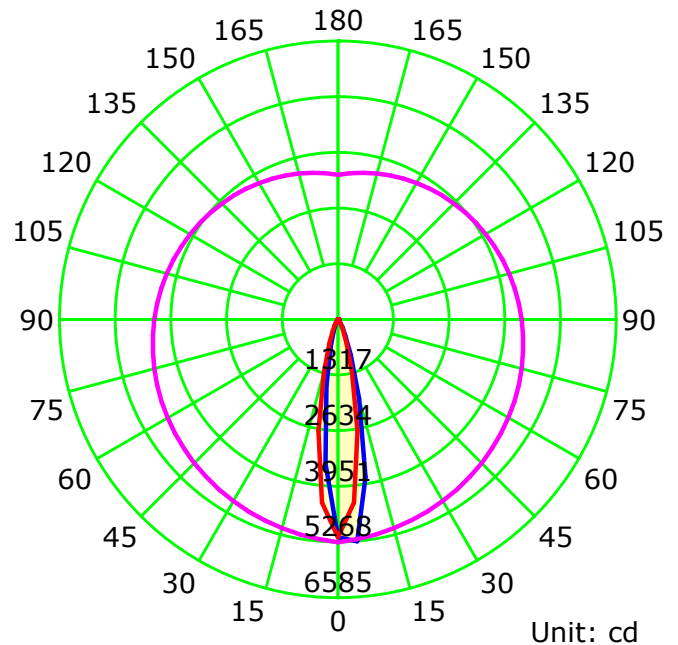
Central Intensity: 5150.19 cd

Pos of Max. Intensity: H0 V5

Picture Of Luminaire



Luminous Intensity Distribution Curve



— C0-C180 — C90-C270 — G5

C Plane (°):0.0-180.0: 180.0

Test Lab:

Test Type: TYPE C

Temperature:

Operator:

Gamma Plane (°):0.0-90.0:5.0

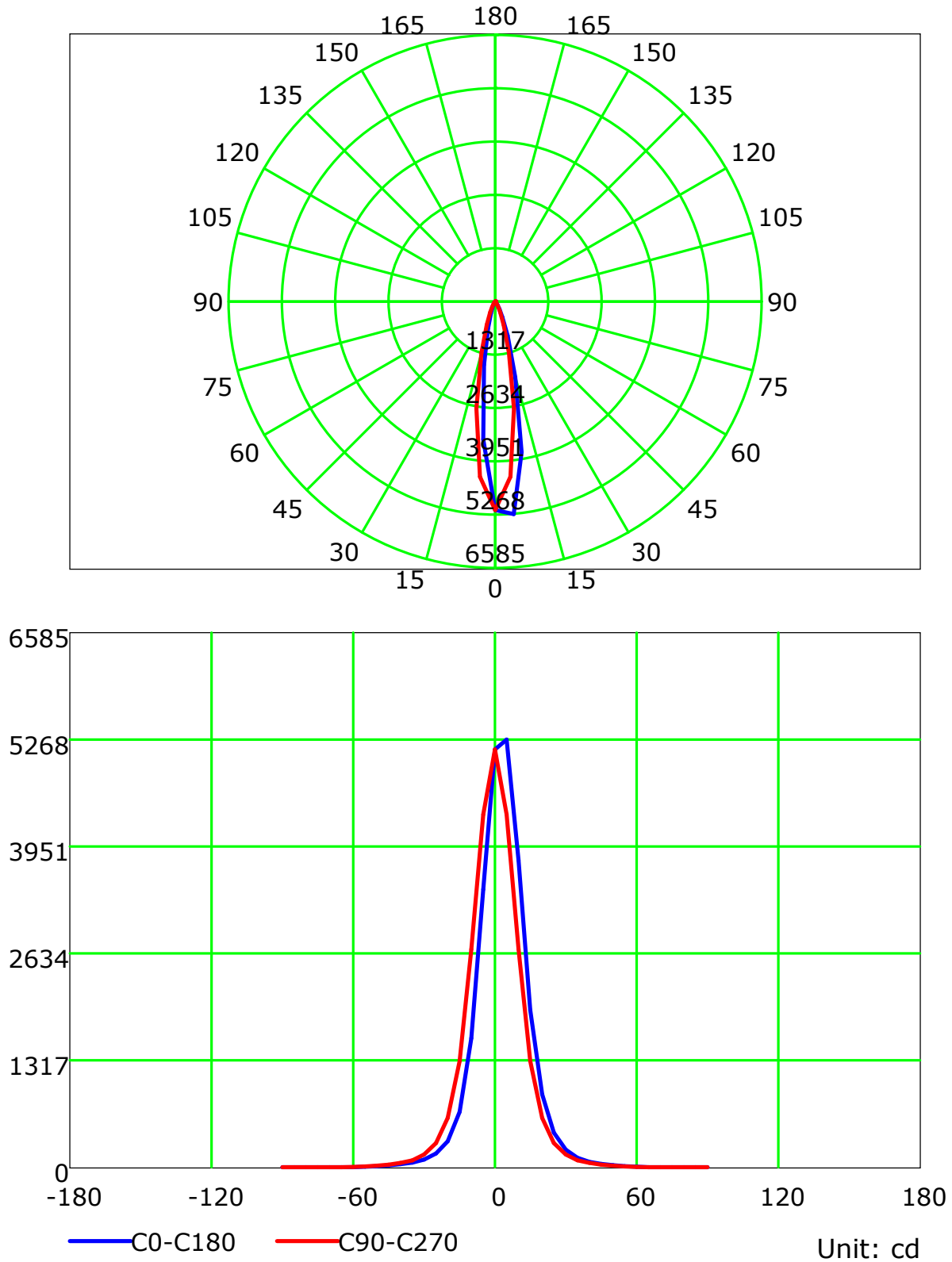
Test Device: CHL-6E

Distance: 3.000 m

Humidity:

Inspector:

Luminous Intensity Distribution Curve



C Plane (°):0.0-180.0: 180.0

Test Lab:

Test Type: TYPE C

Temperature:

Operator:

Gamma Plane (°):0.0-90.0:5.0

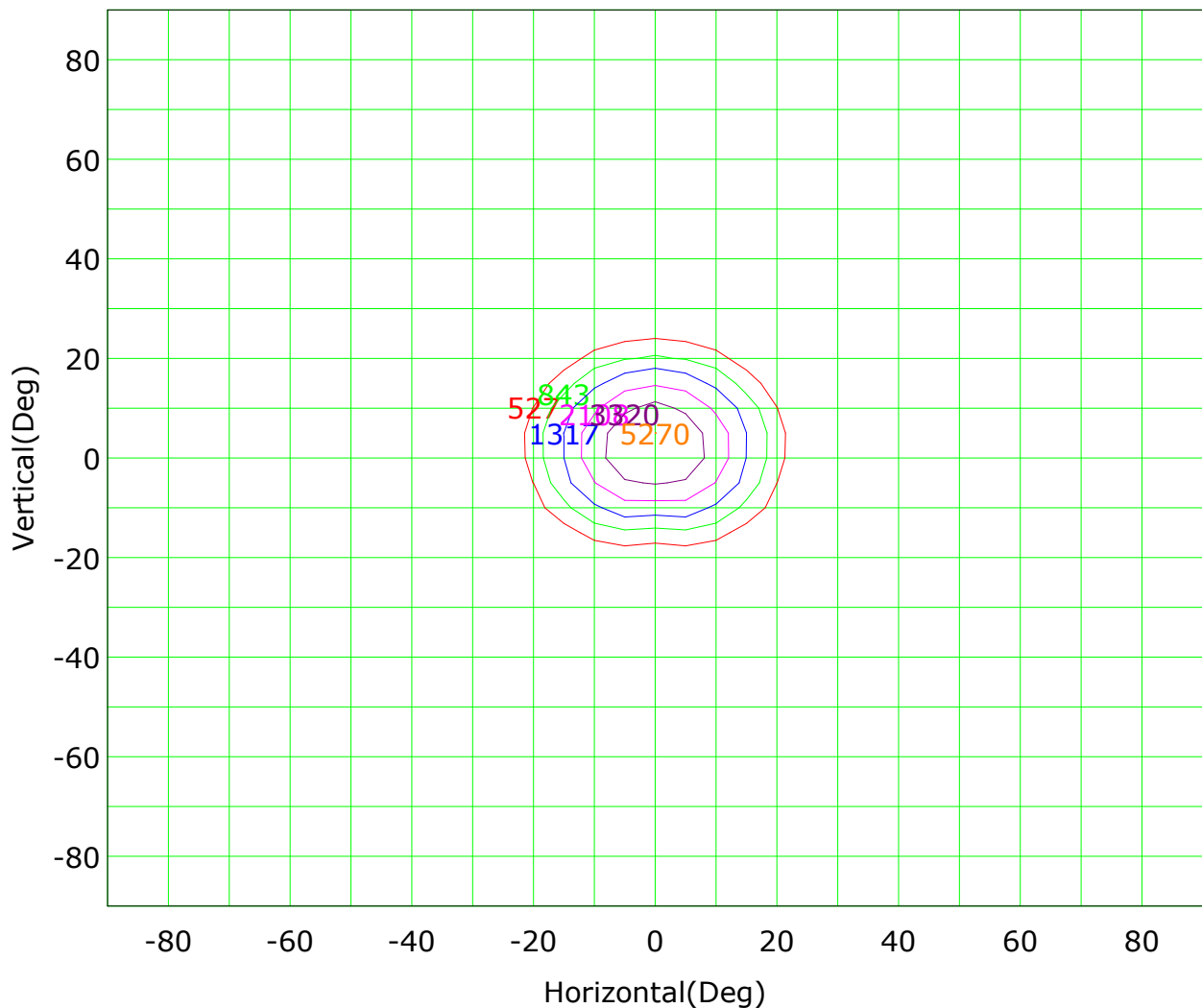
Test Device: CHL-6E

Distance: 3.000 m

Humidity:

Inspector:

Isocandela (rectangle)



Imax (100%): 5270 cd

(10%): 527 cd	(16%): 843 cd
(25%): 1317 cd	(40%): 2108 cd
(63%): 3320 cd	(100%): 5270 cd

C Plane (°):0.0-180.0: 180.0

Test Lab:

Test Type: TYPE C

Temperature:

Operator:

Gamma Plane (°):0.0-90.0:5.0

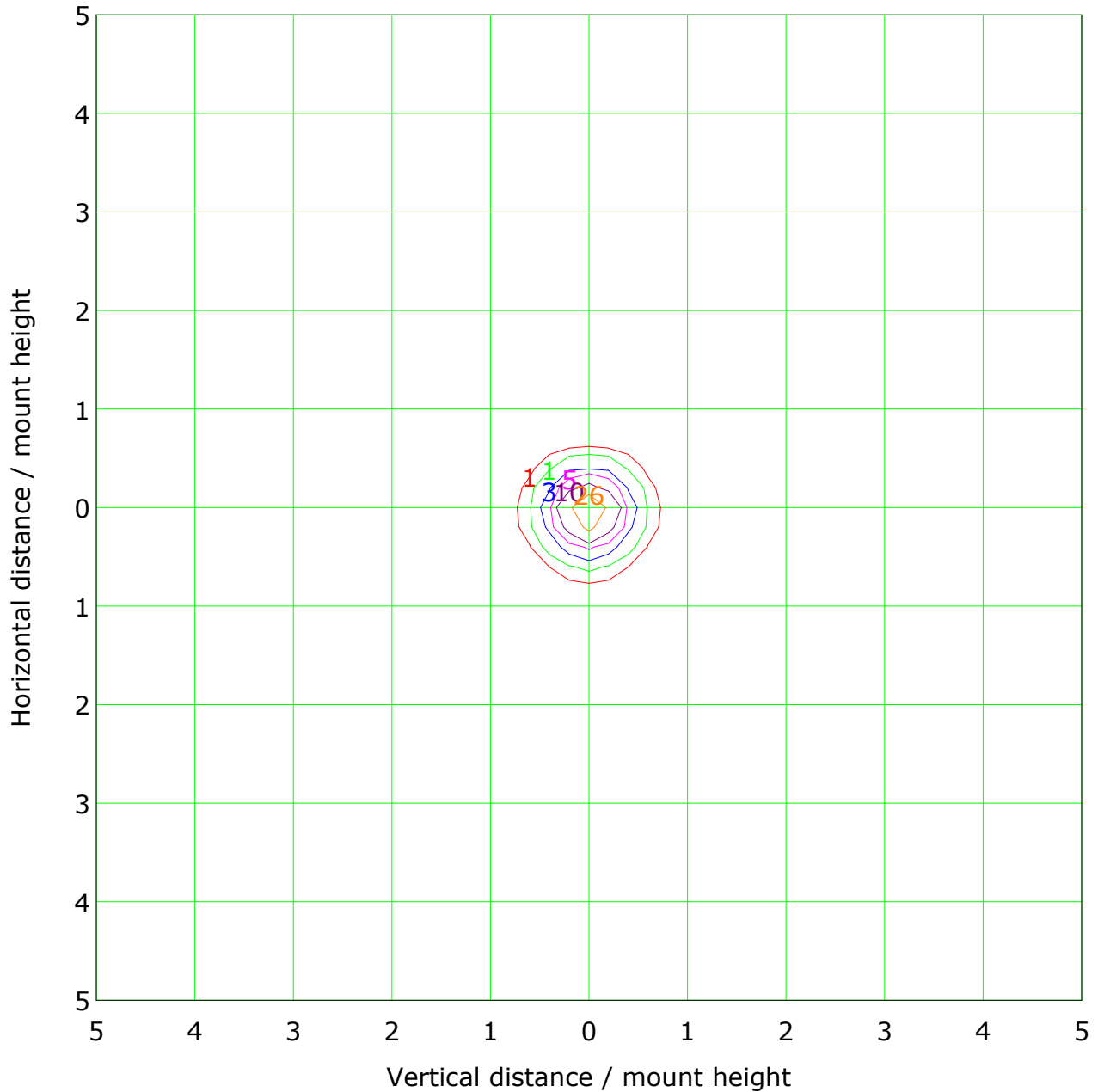
Test Device: CHL-6E

Distance: 3.000 m

Humidity:

Inspector:

IsoLux Plot



Mounting Height: 10m		Max Lux(100%): 52 lx	
(1%):	1 lx	(2%):	1 lx
(5%):	3 lx	(10%):	5 lx
(20%):	10 lx	(50%):	26 lx
(100%):	52 lx		

C Plane (°):0.0-180.0: 180.0

Test Lab:

Test Type: TYPE C

Temperature:

Operator:

Gamma Plane (°):0.0-90.0:5.0

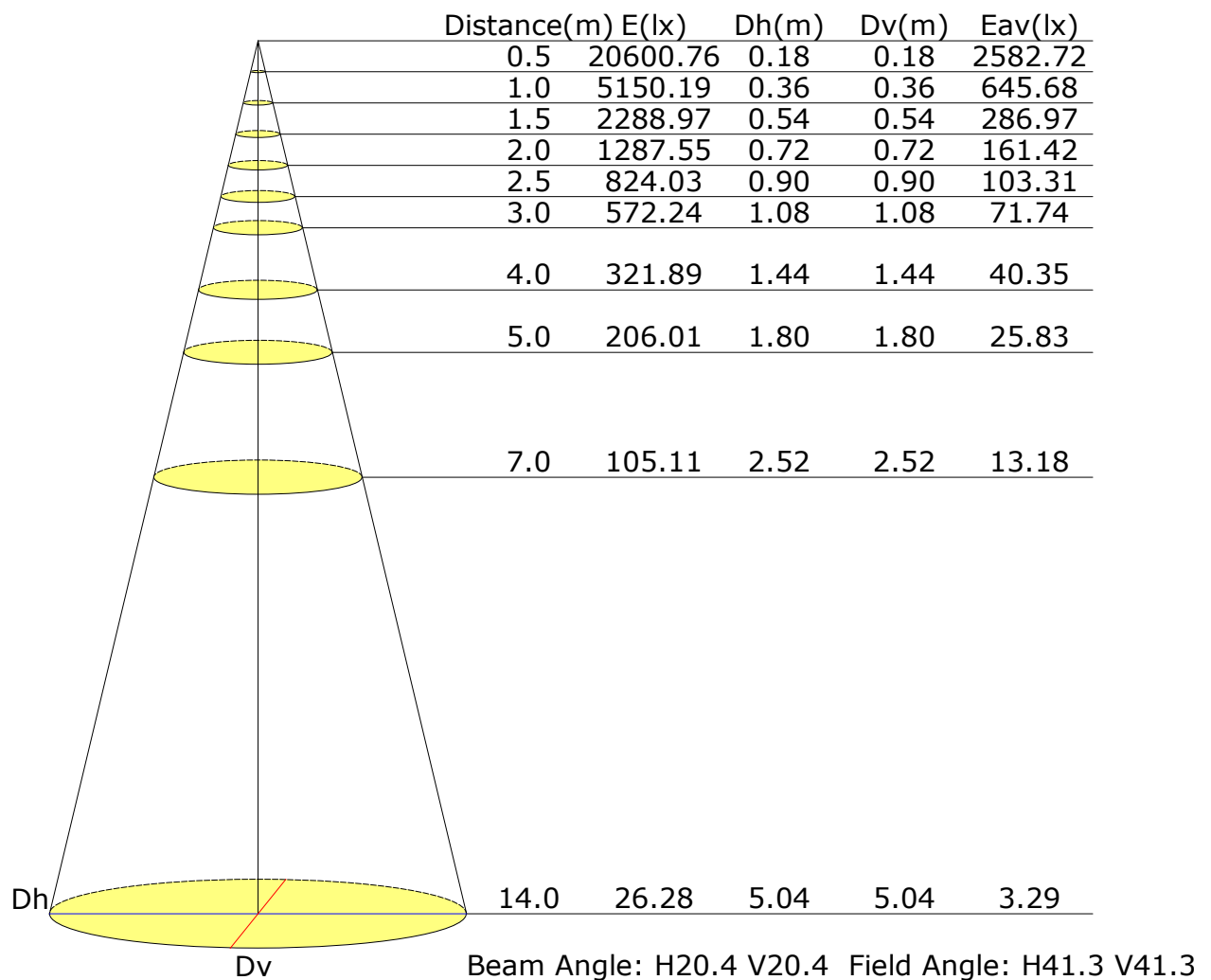
Test Device: CHL-6E

Distance: 3.000 m

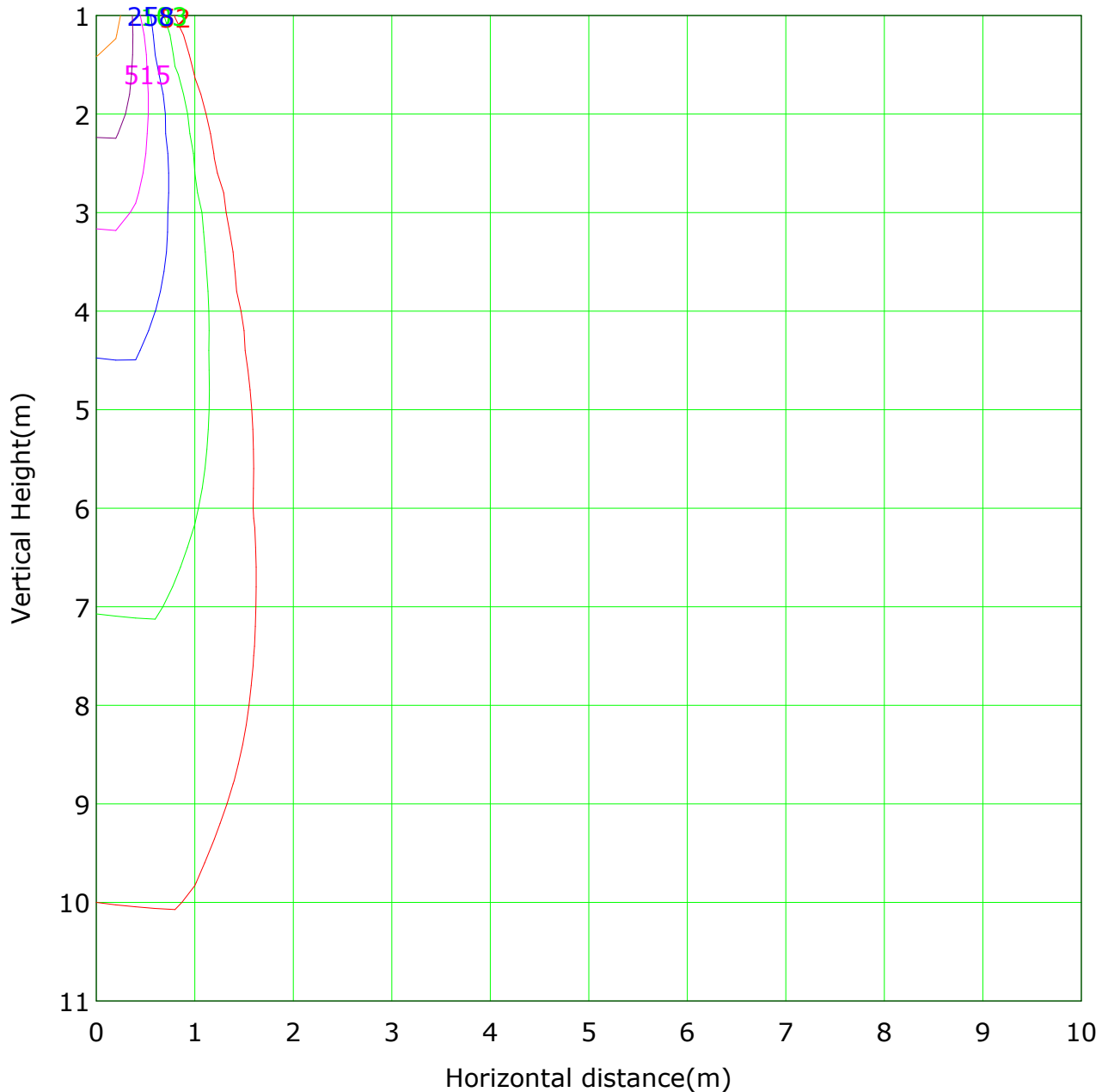
Humidity:

Inspector:

Illuminance at a Distance



Vertical IsoLux Plot



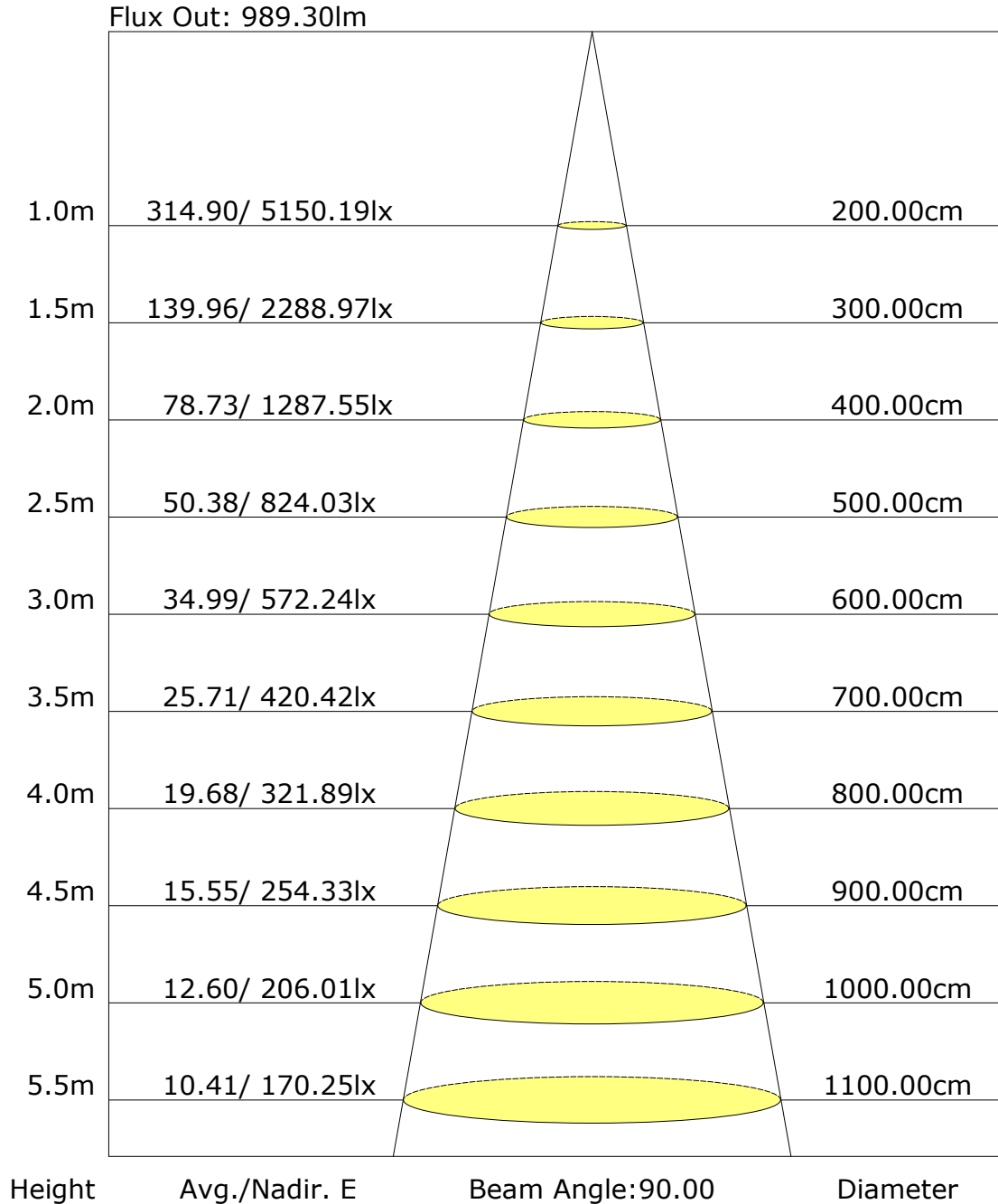
Lowest(m): 1m Highest(m): 11 Max Lux: 5150

(1%): 52 lx	(2%): 103 lx
(5%): 258 lx	(10%): 515 lx
(20%): 1030 lx	(50%): 2575 lx
(100%): 5150 lx	

C Plane (°):0.0-180.0: 180.0
Test Lab:
Test Type: TYPE C
Temperature:
Operator:

Gamma Plane (°):0.0-90.0:5.0
Test Device: CHL-6E
Distance: 3.000 m
Humidity:
Inspector:

The average illuminance effective figure



[illegible]

Gamma Plane (°):0.0-90.0:5.0
Test Device: CHL-6E
Distance: 3.000 m
Humidity:
Inspector:

Unit: cd

Gamma Plane (°):0.0-90.0:5.0
Test Device: CHL-6E
Distance: 3.000 m
Humidity:
Inspector: