

Report No.: AX-TL-AX-35W-090

Test Time: 2023-09-09 15:47

Luminaire Property

Luminaire Category: Bridgelux V13C 3000K CRI90

Voltage: 218.3 V

Current: 0.171 A

Power: 36.10 W

Power Factor: 0.958

Photometric Results

CIE Class: Direct

Measurement Flux: 4347.6 lm

Downward Ratio: 100%

Horizontal Diffuse Angle(50%): H45

Vertical Diffuse Angle(50%): V45

Luminaire Efficacy Rating (LER): 120

Max. Intensity: 7556.13 cd

Total Rated Lamp Lumens: 4347.6 lm

Efficiency: 100%

Upward Ratio: 0%

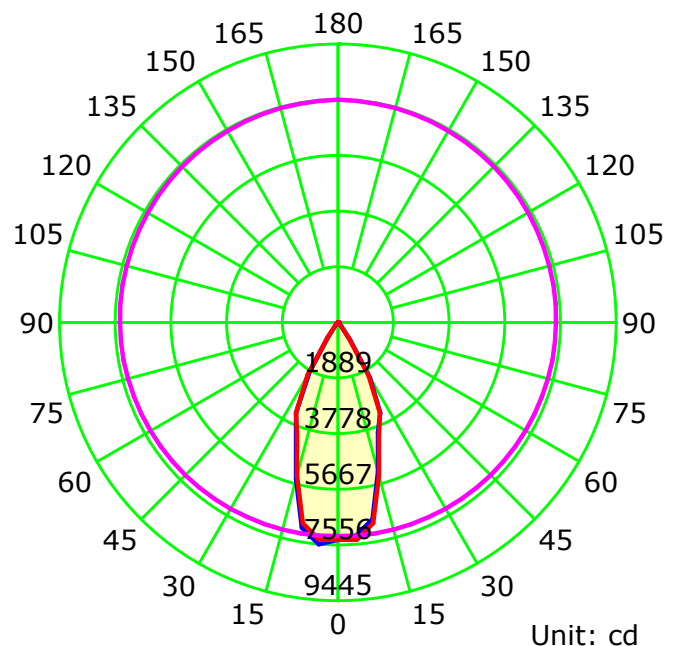
Central Intensity: 7379.85 cd

Pos of Max. Intensity: H180 V5

Picture Of Luminaire



Luminous Intensity Distribution Curve



— C0-C180 — C90-C270 — G5

C Plane (°):0.0-180.0: 180.0

Test Lab:

Test Type: TYPE C

Temperature:

Operator:

Gamma Plane (°):0.0-90.0:5.0

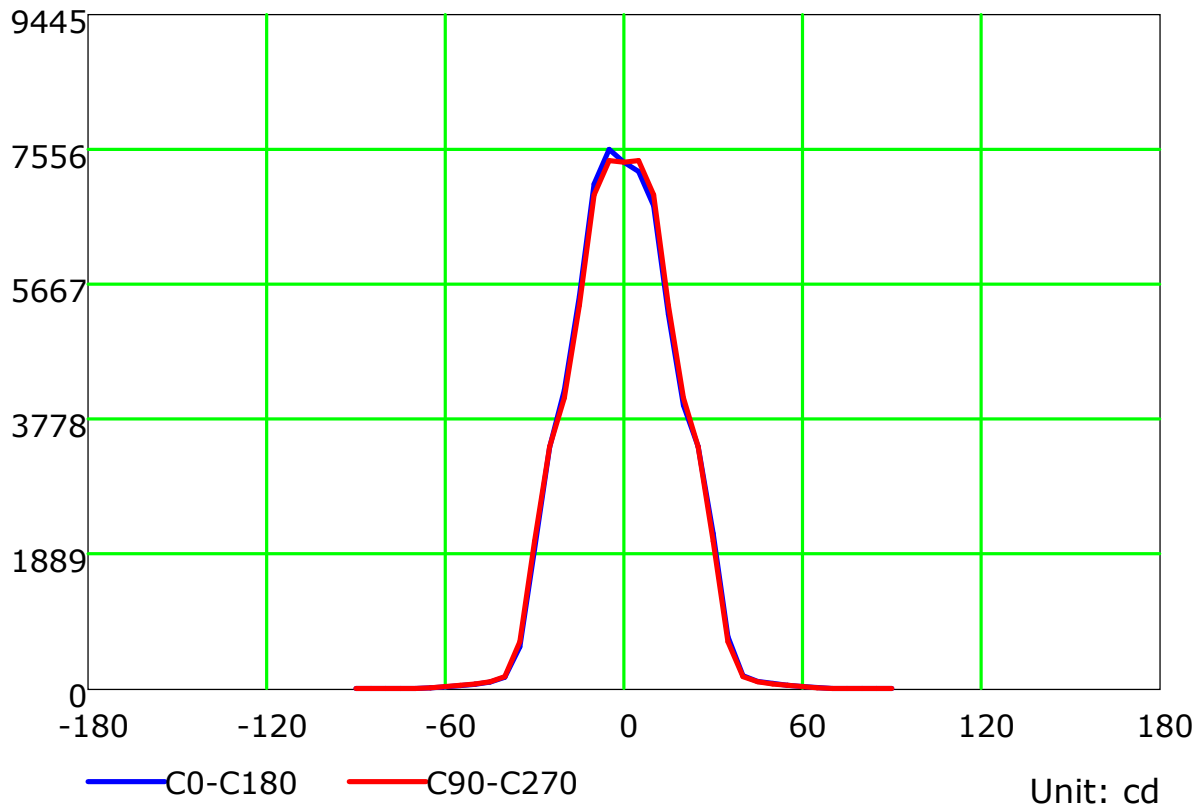
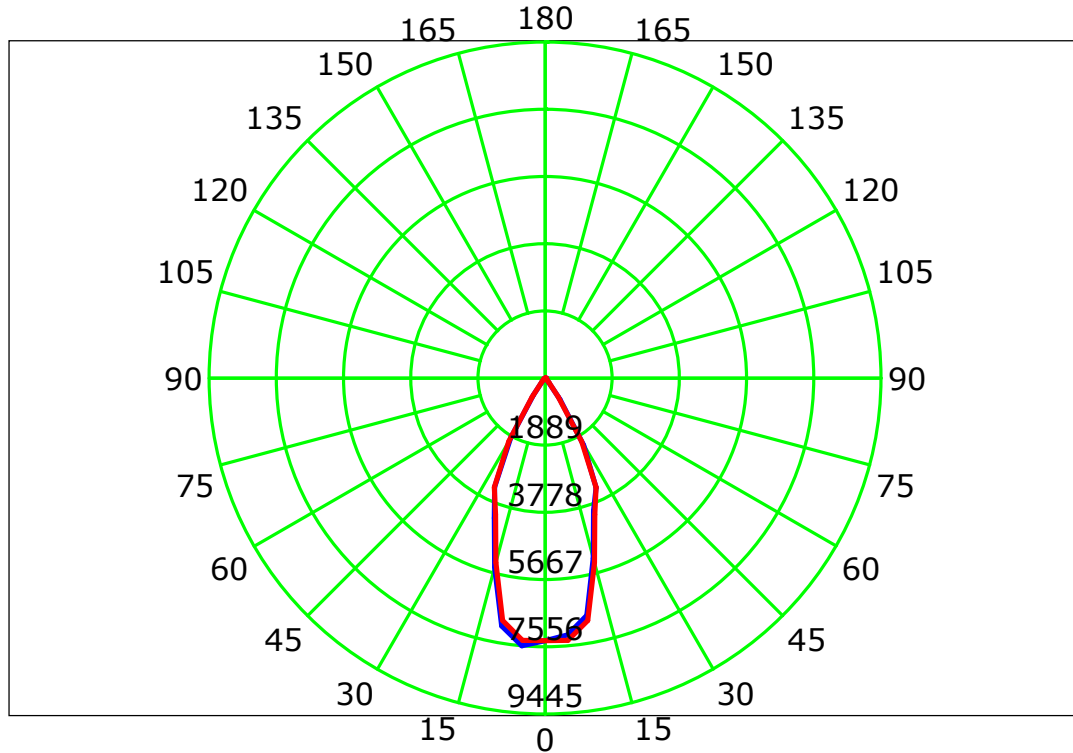
Test Device: CHL-6E

Distance: 3.000 m

Humidity:

Inspector:

Luminous Intensity Distribution Curve



C Plane (°):0.0-180.0: 180.0

Test Lab:

Test Type: TYPE C

Temperature:

Operator:

Gamma Plane (°):0.0-90.0:5.0

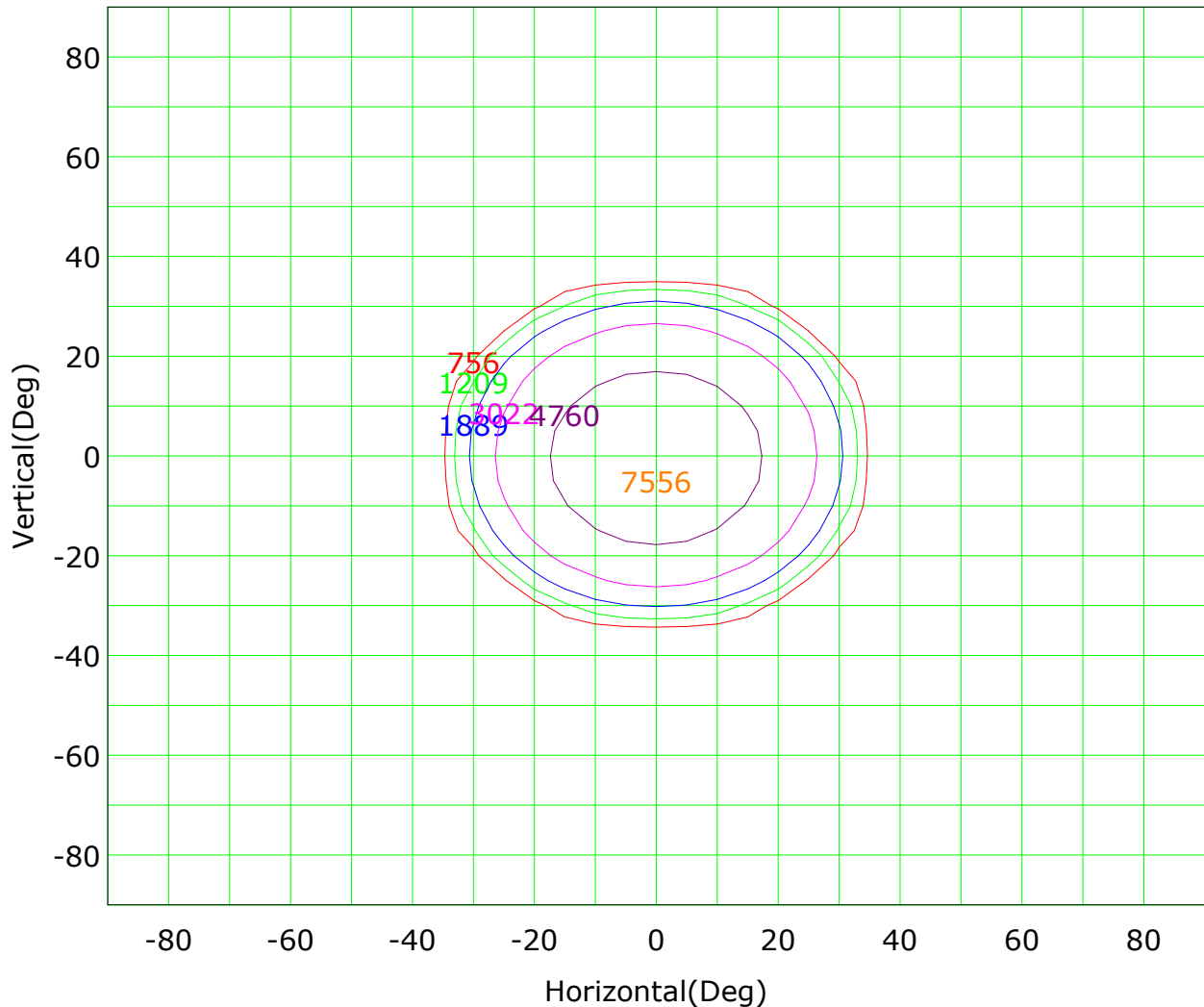
Test Device: CHL-6E

Distance: 3.000 m

Humidity:

Inspector:

Isocandela (rectangle)



Imax (100%): 7556 cd

(10%): 756 cd	(16%): 1209 cd
(25%): 1889 cd	(40%): 3022 cd
(63%): 4760 cd	(100%): 7556 cd

C Plane (°):0.0-180.0: 180.0

Test Lab:

Test Type: TYPE C

Temperature:

Operator:

Gamma Plane (°):0.0-90.0:5.0

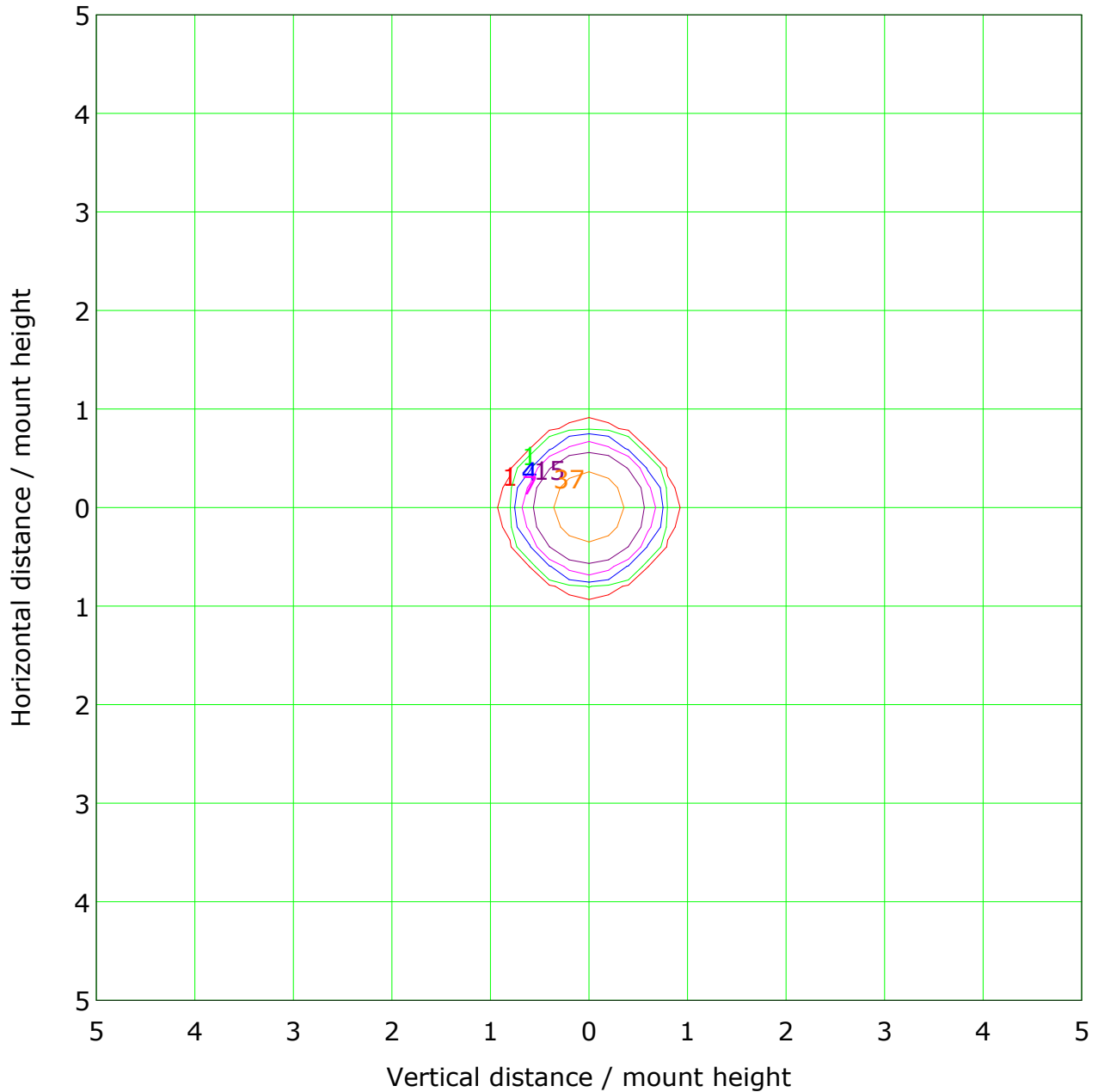
Test Device: CHL-6E

Distance: 3.000 m

Humidity:

Inspector:

IsoLux Plot



Mounting Height: 10m Max Lux(100%): 75 lx			
— (1%):	1 lx	— (2%):	1 lx
— (5%):	4 lx	— (10%):	7 lx
— (20%):	15 lx	— (50%):	37 lx
— (100%):	75 lx		

C Plane (°):0.0-180.0: 180.0

Test Lab:

Test Type: TYPE C

Temperature:

Operator:

Gamma Plane (°):0.0-90.0:5.0

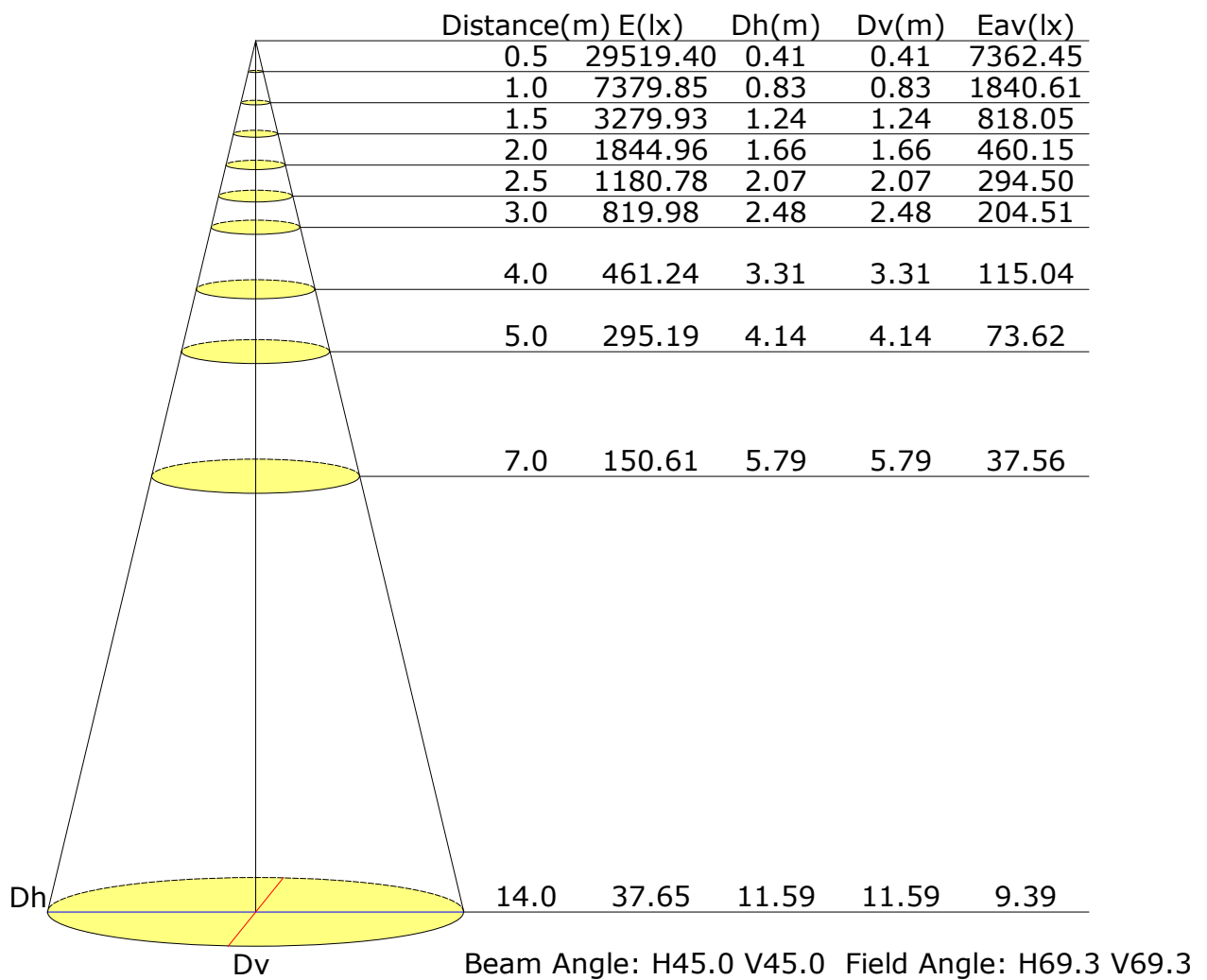
Test Device: CHL-6E

Distance: 3.000 m

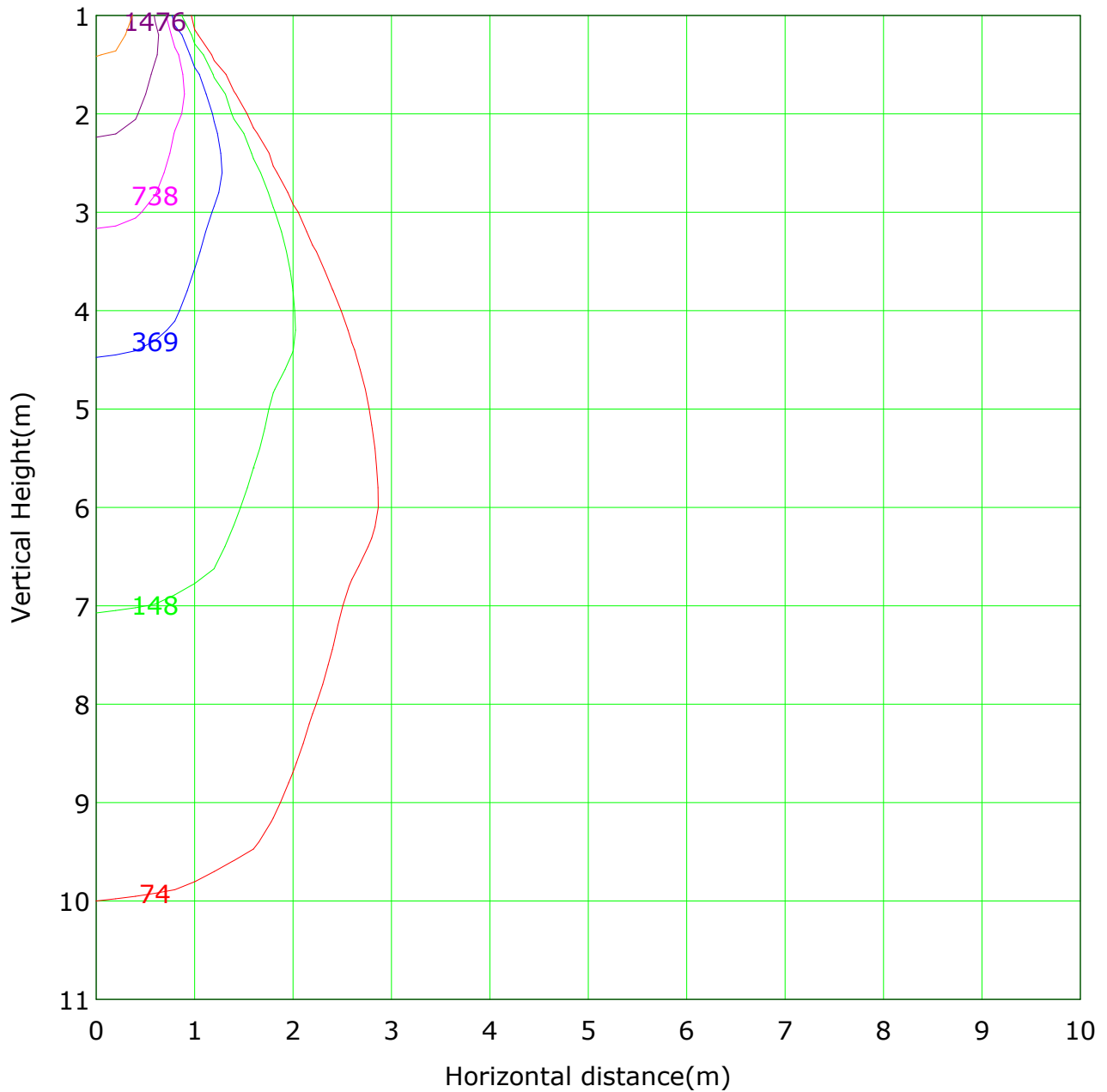
Humidity:

Inspector:

Illuminance at a Distance



Vertical IsoLux Plot



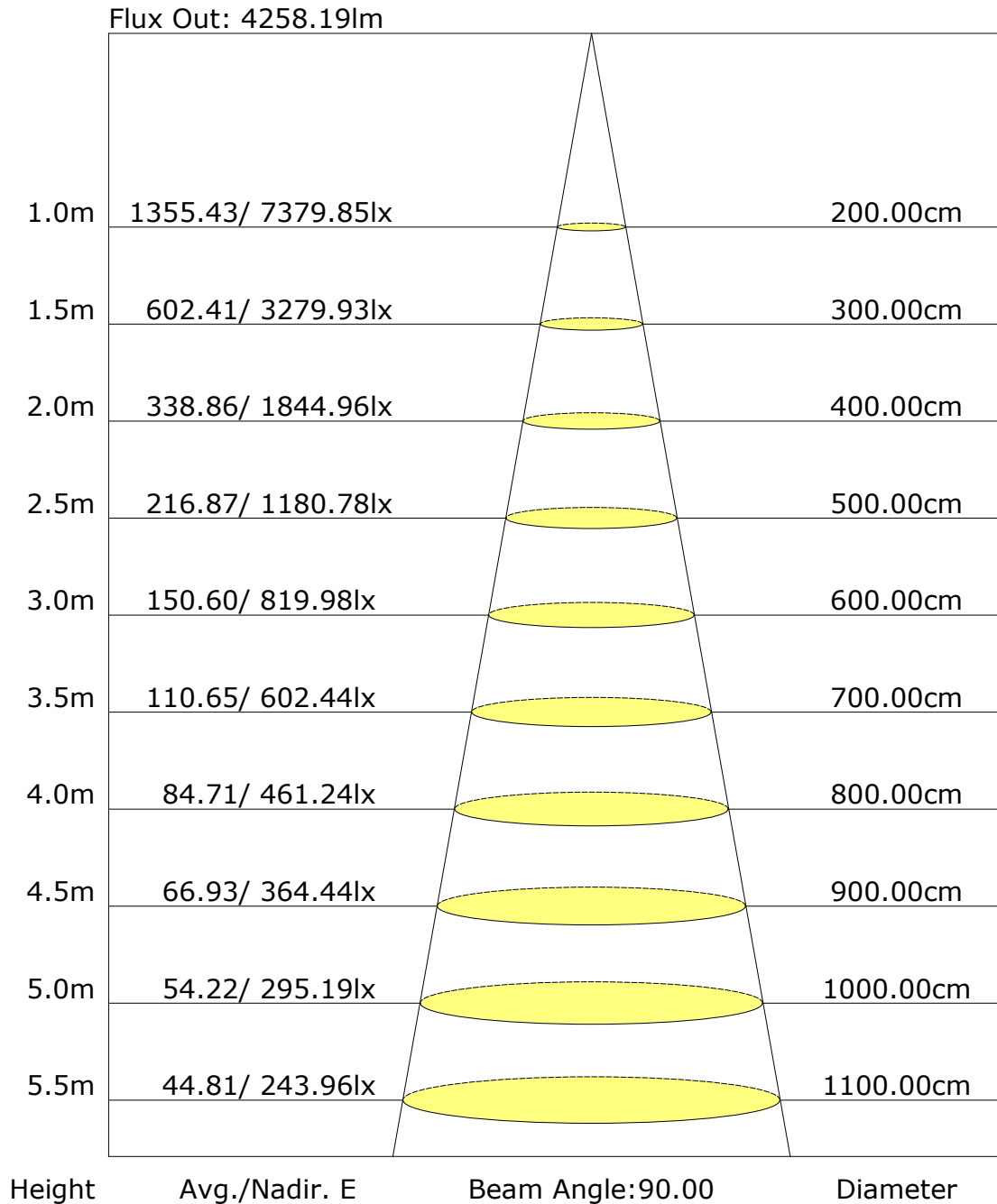
Lowest(m): 1m Highest(m): 11 Max Lux: 7380

(1%): 74 lx	(2%): 148 lx
(5%): 369 lx	(10%): 738 lx
(20%): 1476 lx	(50%): 3690 lx
(100%): 7380 lx	

C Plane (°):0.0-180.0: 180.0
Test Lab:
Test Type: TYPE C
Temperature:
Operator:

Gamma Plane (°):0.0-90.0:5.0
Test Device: CHL-6E
Distance: 3.000 m
Humidity:
Inspector:

The average illuminance effective figure



C Plane (°):0.0-180.0: 180.0
Test Lab:
Test Type: TYPE C
Temperature:
Operator:

Gamma Plane (°):0.0-90.0:5.0
Test Device: CHL-6E
Distance: 3.000 m
Humidity:
Inspector:

[illegible]

Gamma Plane (°):0.0-90.0:5.0
Test Device: CHL-6E
Distance: 3.000 m
Humidity:
Inspector:

Unit: cd

Gamma Plane (°):0.0-90.0:5.0
Test Device: CHL-6E
Distance: 3.000 m
Humidity:
Inspector: