

Report No.: AX-TL-AX-35W-090

Test Time: 2023-09-09 15:40

## Luminaire Property

Luminaire Category: Bridgelux V13C 3000K CRI90

Voltage: 221.0 V

Current: 0.171 A

Power: 36.30 W

Power Factor: 0.960

## Photometric Results

CIE Class: Direct

Measurement Flux: 4460.9 lm

Downward Ratio: 100%

Horizontal Diffuse Angle(50%): H20.5

Vertical Diffuse Angle(50%): V20.5

Luminaire Efficacy Rating (LER): 123

Max. Intensity: 31343.5 cd

Total Rated Lamp Lumens: 4460.9 lm


Efficiency: 100%

Upward Ratio: 0%

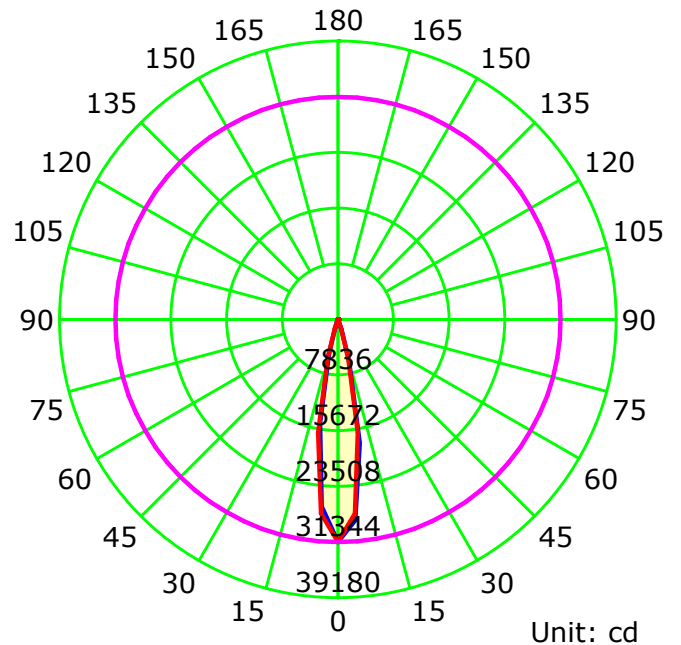
Central Intensity: 31343.5 cd

Pos of Max. Intensity: H0 V0

Picture Of Luminaire



Luminous Intensity Distribution Curve



— C0-C180 — C90-C270 — G0

C Plane (°):0.0-180.0: 180.0

Test Lab:

Test Type: TYPE C

Temperature:

Operator:

Gamma Plane (°):0.0-90.0:5.0

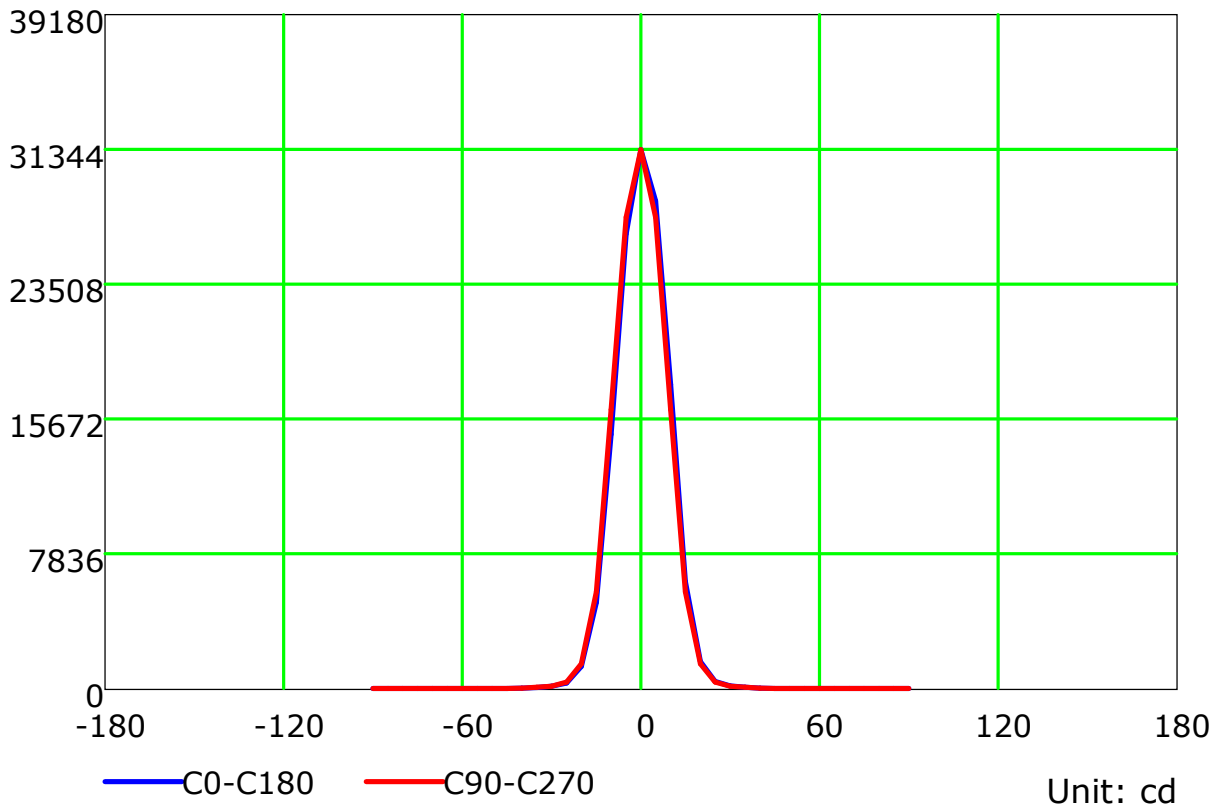
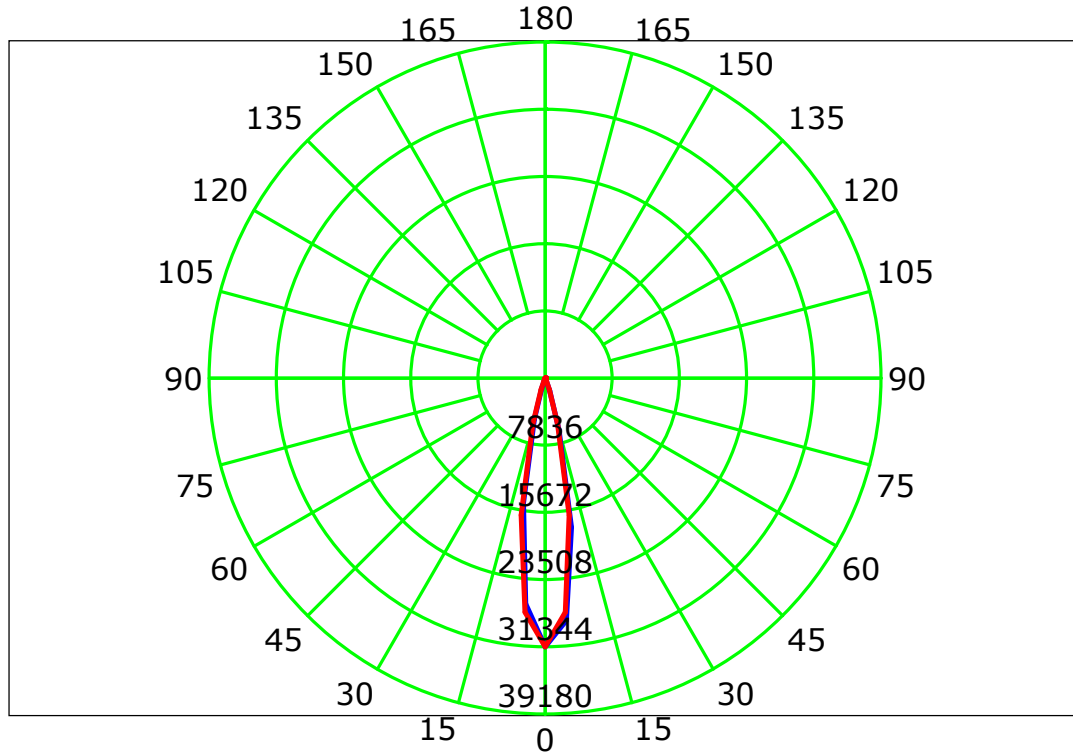
Test Device: CHL-6E

Distance: 3.000 m

Humidity:

Inspector:

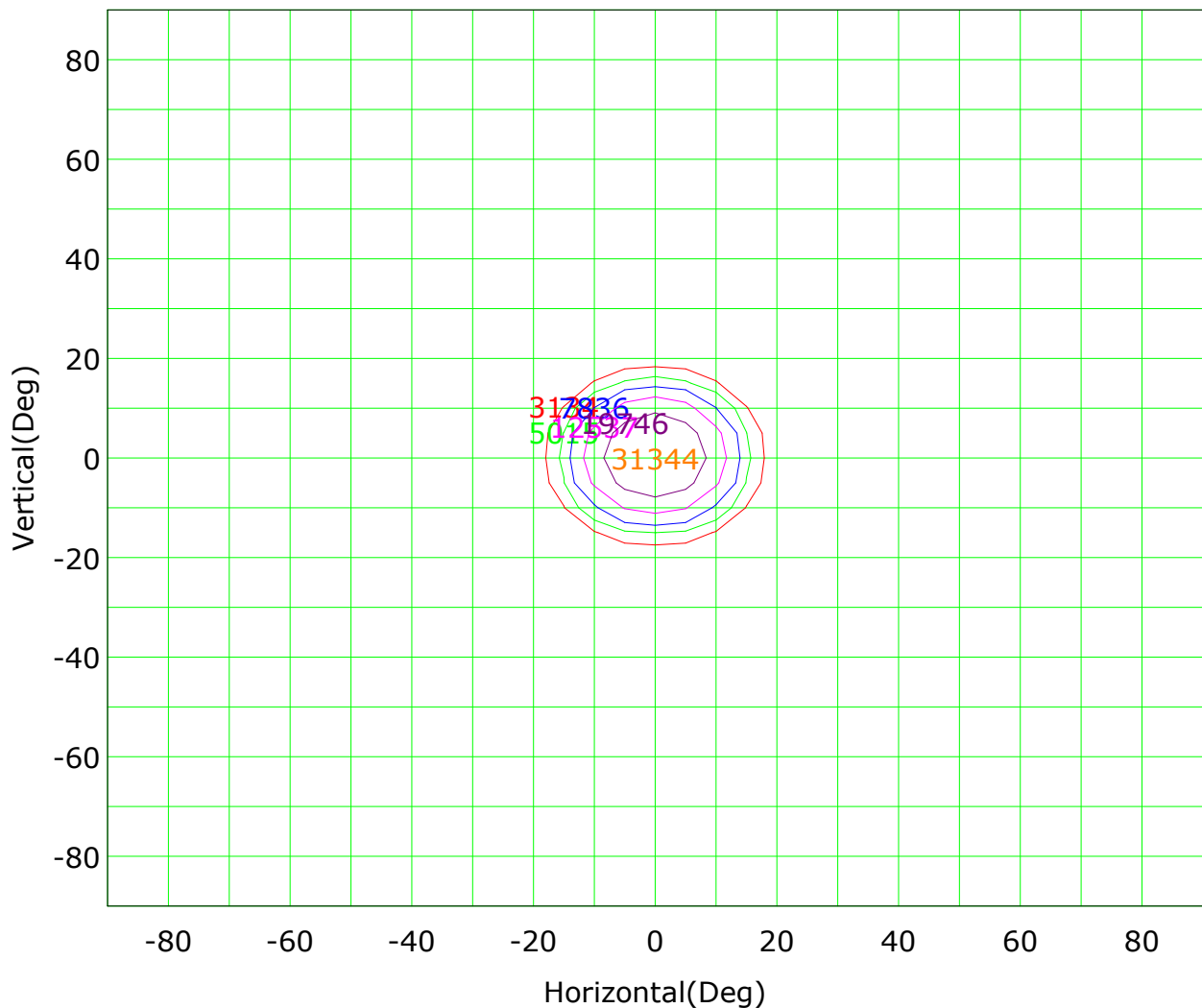
## Luminous Intensity Distribution Curve



C Plane (°):0.0-180.0: 180.0  
Test Lab:  
Test Type: TYPE C  
Temperature:  
Operator:

Gamma Plane (°):0.0-90.0:5.0  
Test Device: CHL-6E  
Distance: 3.000 m  
Humidity:  
Inspector:

## Isocandela (rectangle)



Imax (100%): 31344 cd

( 10%): 3134 cd  
( 25%): 7836 cd  
( 63%): 19746 cd

( 16%): 5015 cd  
( 40%): 12537 cd  
(100%): 31344 cd

C Plane (°):0.0-180.0: 180.0

Test Lab:

Test Type: TYPE C

Temperature:

Operator:

Gamma Plane (°):0.0-90.0:5.0

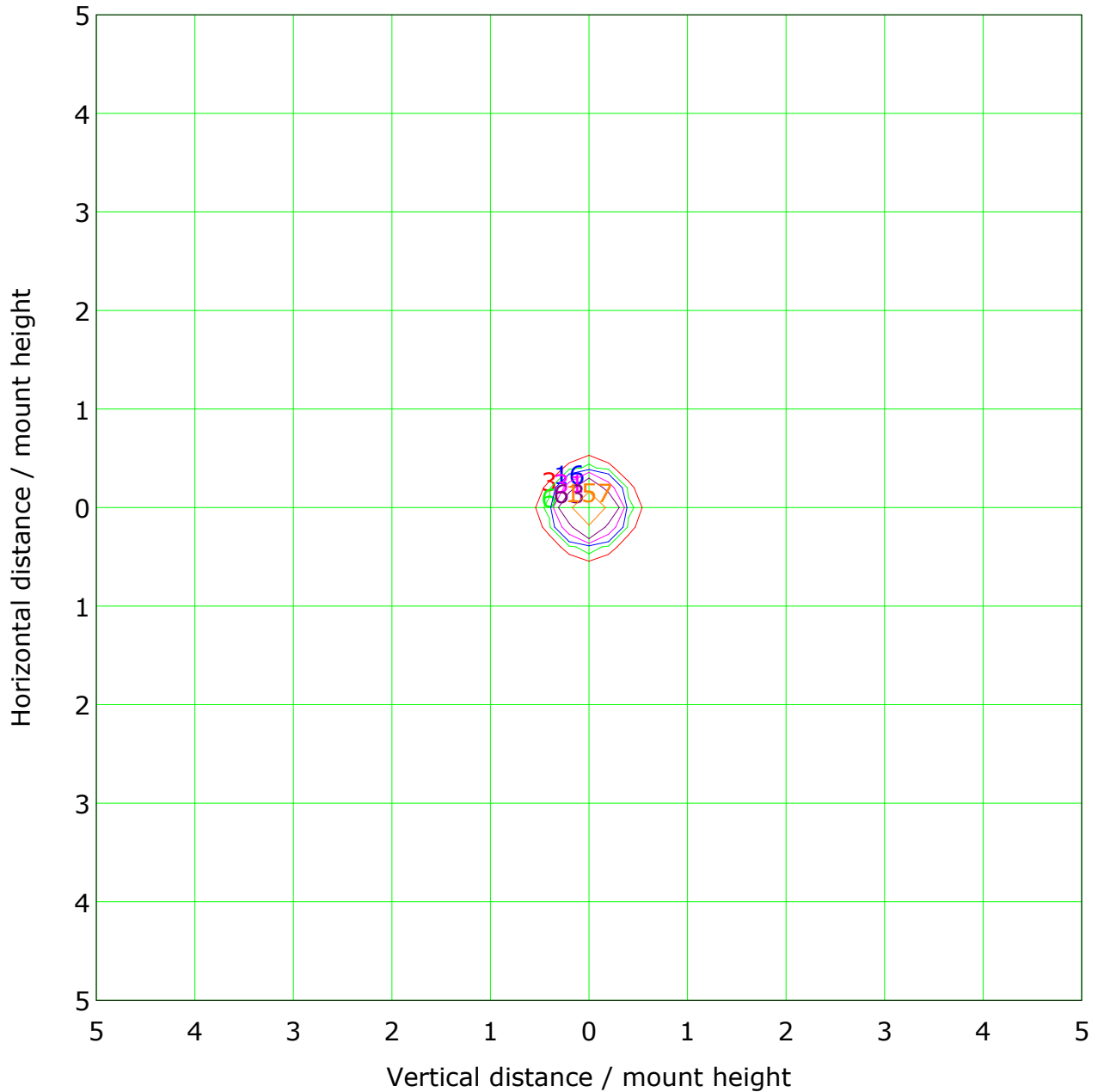
Test Device: CHL-6E

Distance: 3.000 m

Humidity:

Inspector:

## IsoLux Plot



Mounting Height: 10m		Max Lux(100%): 313 lx	
— ( 1%):	3 lx	— ( 2%):	6 lx
— ( 5%):	16 lx	— ( 10%):	31 lx
— ( 20%):	63 lx	— ( 50%):	157 lx
— (100%):	313 lx		

C Plane (°):0.0-180.0: 180.0

Test Lab:

Test Type: TYPE C

Temperature:

Operator:

Gamma Plane (°):0.0-90.0:5.0

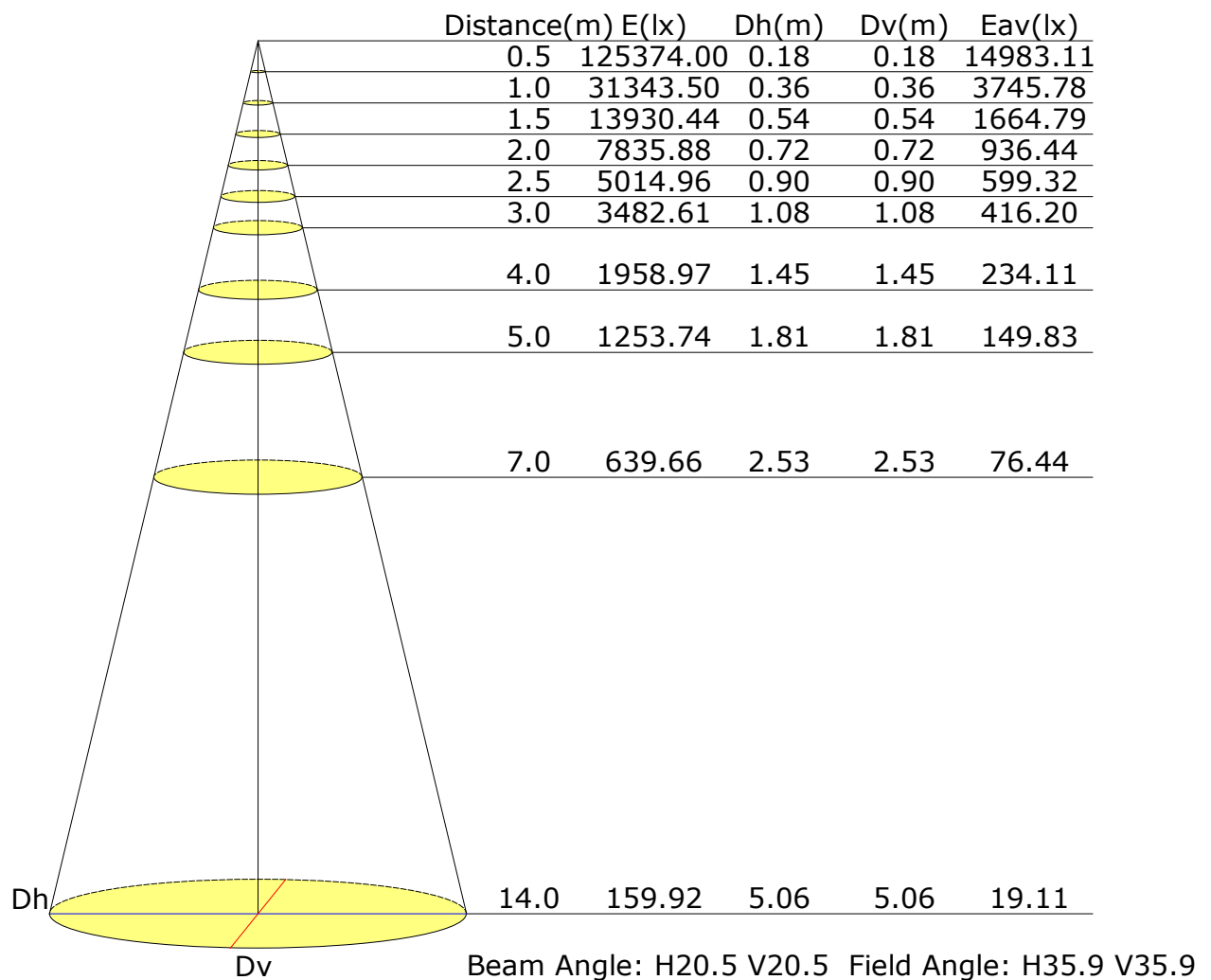
Test Device: CHL-6E

Distance: 3.000 m

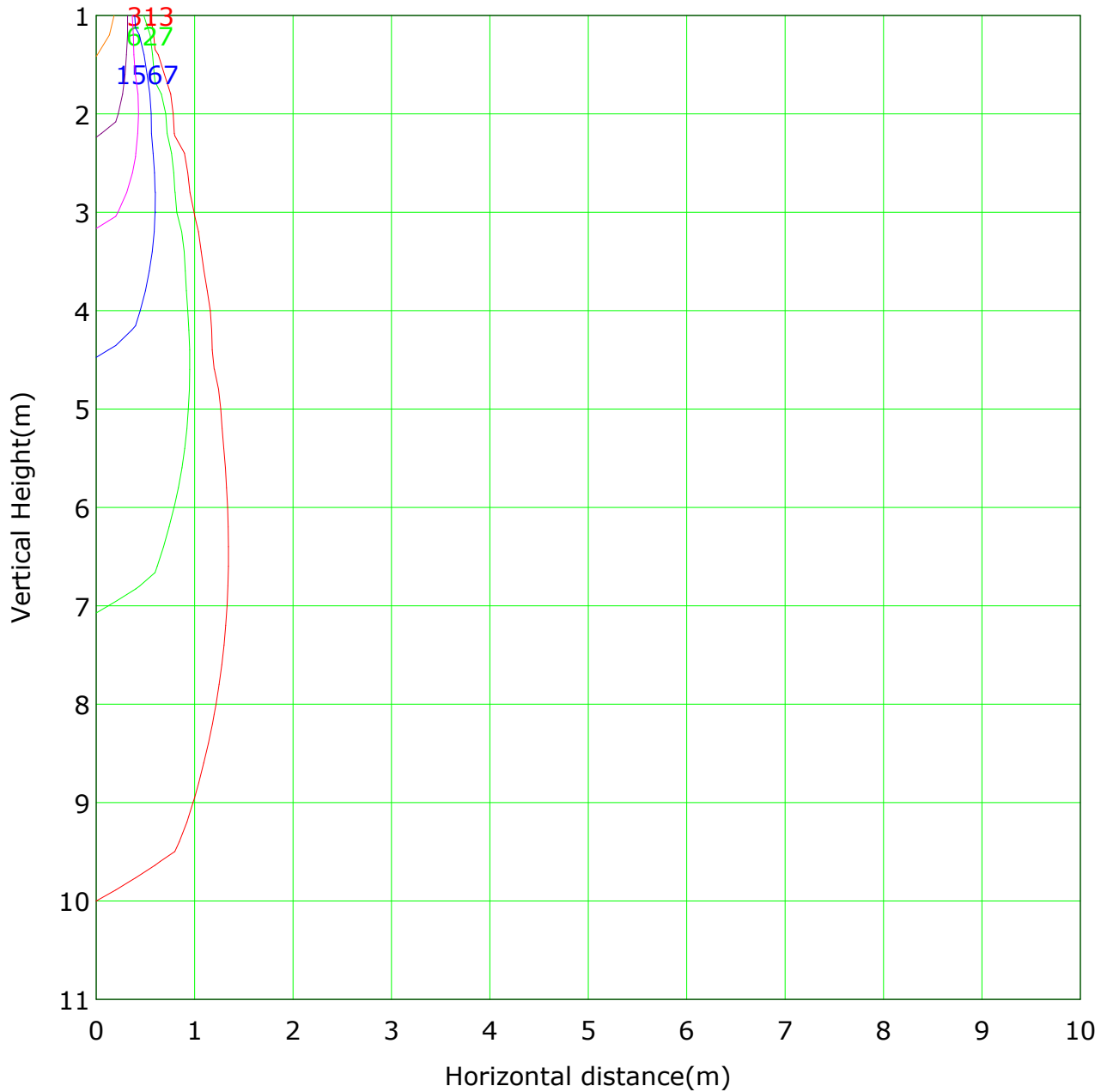
Humidity:

Inspector:

## Illuminance at a Distance



## Vertical IsoLux Plot



Lowest(m): 1m    Highest(m): 11    Max Lux: 31344

( 1%): 313 lx	( 2%): 627 lx
( 5%): 1567 lx	( 10%): 3134 lx
( 20%): 6269 lx	( 50%): 15672 lx
(100%): 31344 lx	

C Plane (°):0.0-180.0: 180.0

Test Lab:

Test Type: TYPE C

Temperature:

Operator:

Gamma Plane (°):0.0-90.0:5.0

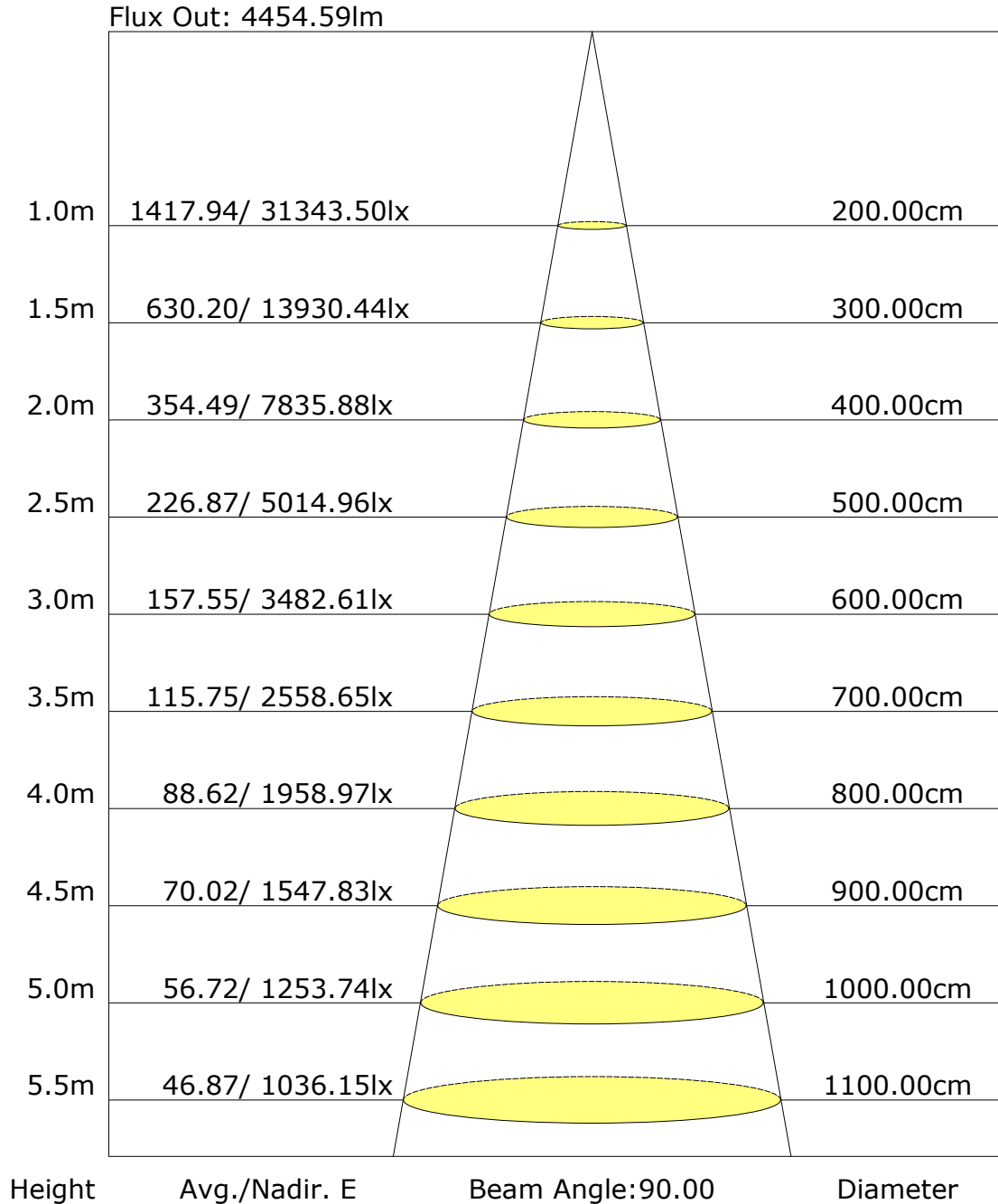
Test Device: CHL-6E

Distance: 3.000 m

Humidity:

Inspector:

## The average illuminance effective figure



[illegible]

Gamma Plane (°):0.0-90.0:5.0  
Test Device: CHL-6E  
Distance: 3.000 m  
Humidity:  
Inspector:



## Unit: cd

Gamma Plane (°):0.0-90.0:5.0  
Test Device: CHL-6E  
Distance: 3.000 m  
Humidity:  
Inspector: