

Report No.: AX-MG-SP-25W-055

Test Time: 2023-09-28 15:26

Luminaire Property

Luminaire Category: Bridgelux V10 F90 4000K CRI90

Voltage: 221.7 V

Current: 0.112 A

Power: 24.10 W

Power Factor: 0.967

Photometric Results

CIE Class: Direct

Measurement Flux: 2483.7 lm

Downward Ratio: 100%

Horizontal Diffuse Angle(50%): H52.8

Vertical Diffuse Angle(50%): V52.8

Luminaire Efficacy Rating (LER): 103

Max. Intensity: 3484.8 cd

Total Rated Lamp Lumens: 2483.7 lm

Efficiency: 100%

Upward Ratio: 0%

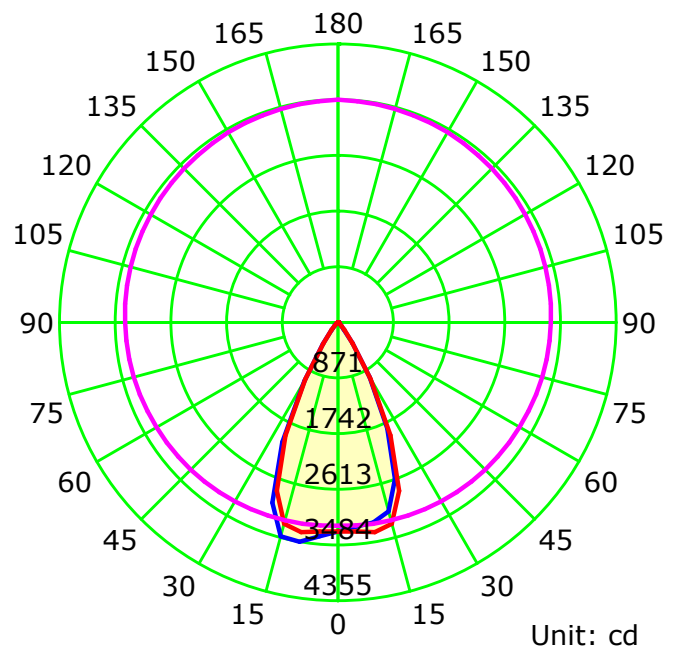
Central Intensity: 3269.02 cd

Pos of Max. Intensity: H180 V10

Picture Of Luminaire



Luminous Intensity Distribution Curve



— C0-C180 — C90-C270 — G10

C Plane (°):0.0-180.0: 180.0

Test Lab:

Test Type: TYPE C

Temperature:

Operator:

Gamma Plane (°):0.0-90.0:5.0

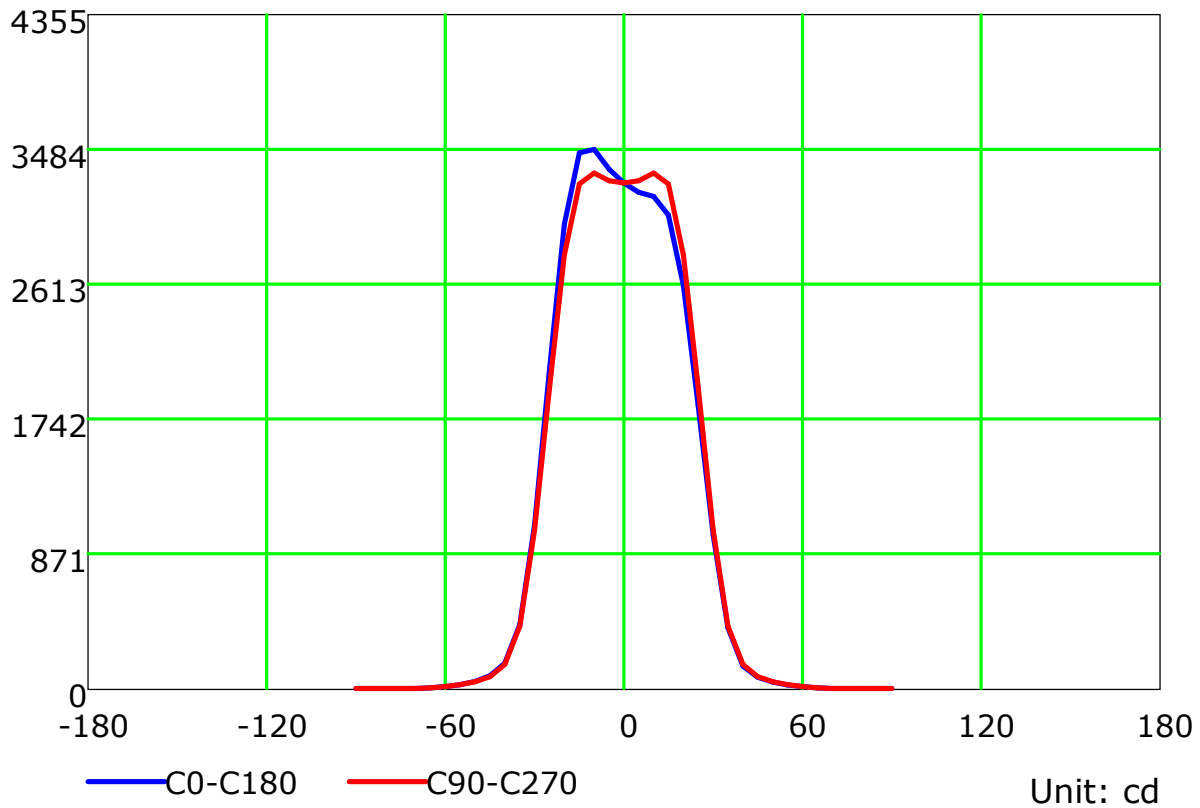
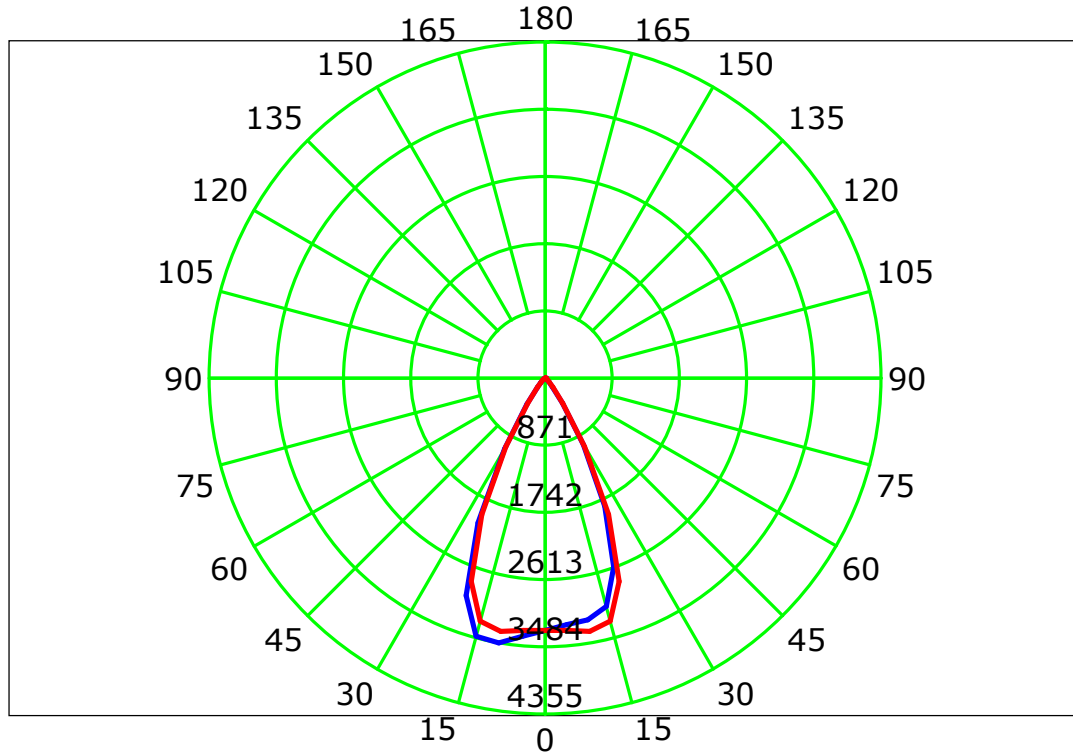
Test Device: CHL-6E

Distance: 3.000 m

Humidity:

Inspector:

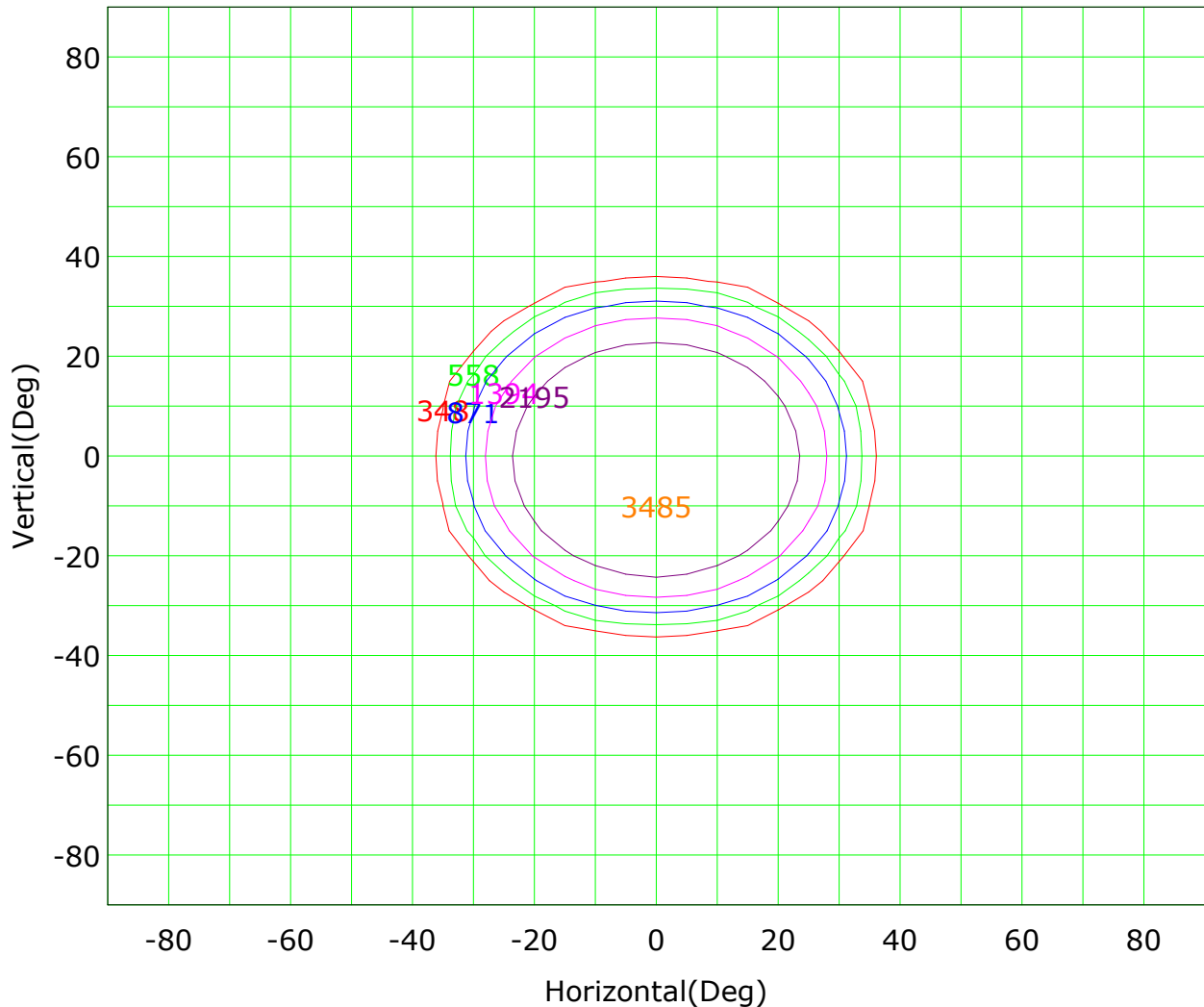
Luminous Intensity Distribution Curve



C Plane (°):0.0-180.0: 180.0
Test Lab:
Test Type: TYPE C
Temperature:
Operator:

Gamma Plane (°):0.0-90.0:5.0
Test Device: CHL-6E
Distance: 3.000 m
Humidity:
Inspector:

Isocandela (rectangle)



I_{max} (100%): 3485 cd

(10%): 348 cd	(16%): 558 cd
(25%): 871 cd	(40%): 1394 cd
(63%): 2195 cd	(100%): 3485 cd

C Plane (°):0.0-180.0: 180.0

Test Lab:

Test Type: TYPE C

Temperature:

Operator:

Gamma Plane (°):0.0-90.0:5.0

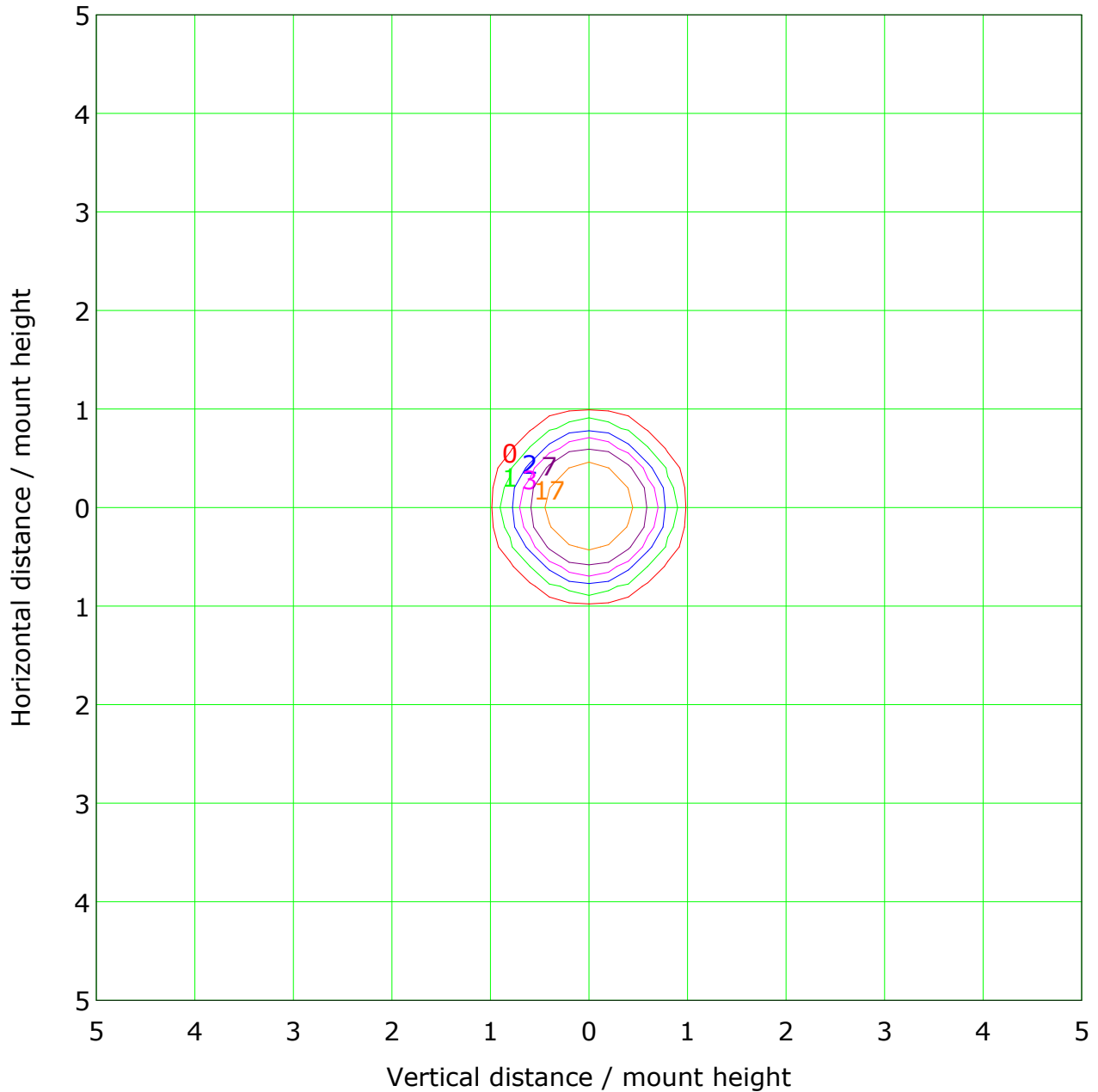
Test Device: CHL-6E

Distance: 3.000 m

Humidity:

Inspector:

IsoLux Plot



Mounting Height: 10m		Max Lux(100%): 33 lx	
(1%):	0 lx	(2%):	1 lx
(5%):	2 lx	(10%):	3 lx
(20%):	7 lx	(50%):	17 lx
(100%):	33 lx		

C Plane (°):0.0-180.0: 180.0

Test Lab:

Test Type: TYPE C

Temperature:

Operator:

Gamma Plane (°):0.0-90.0:5.0

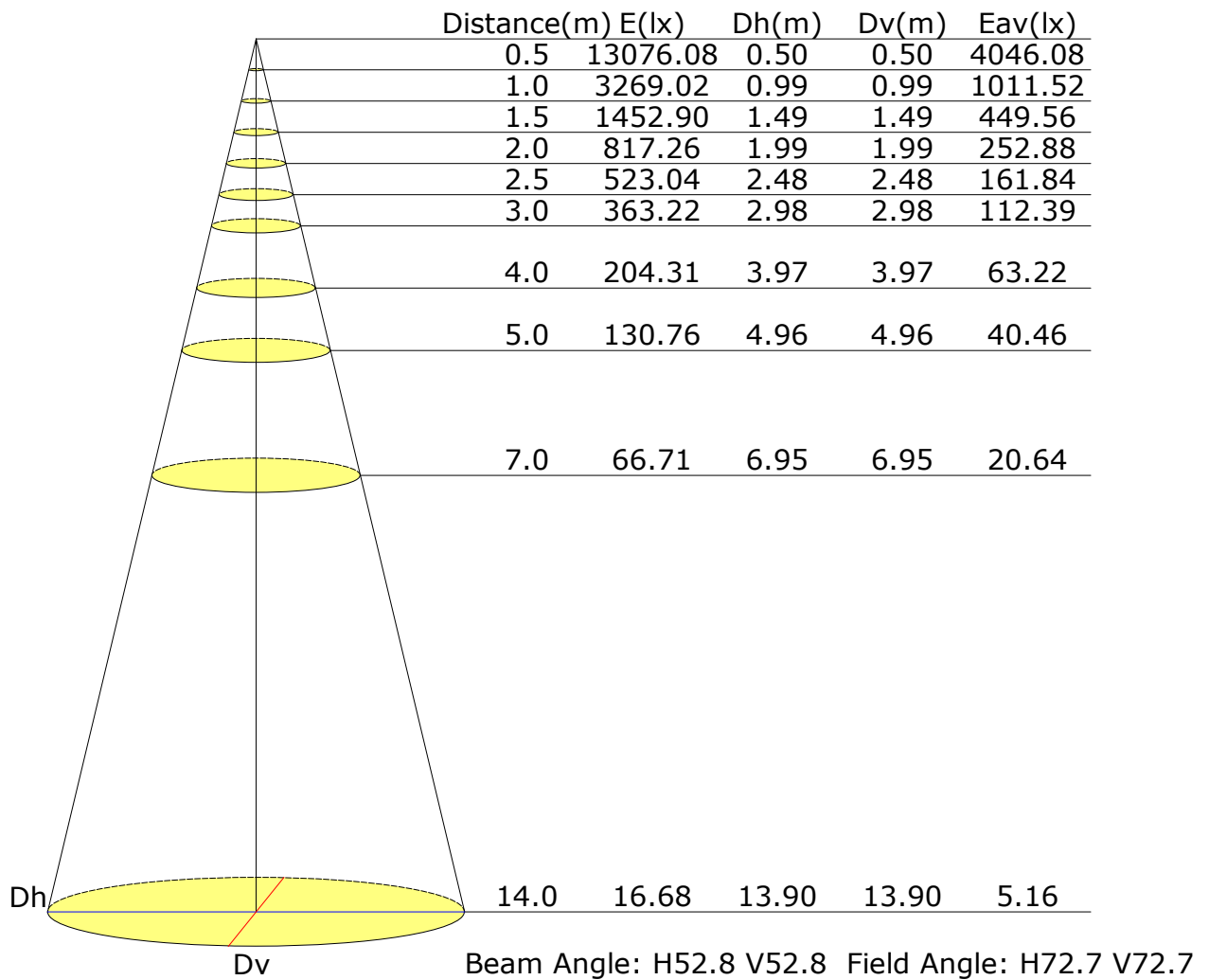
Test Device: CHL-6E

Distance: 3.000 m

Humidity:

Inspector:

Illuminance at a Distance



C Plane (°):0.0-180.0: 180.0

Test Lab:

Test Type: TYPE C

Temperature:

Operator:

Gamma Plane (°):0.0-90.0:5.0

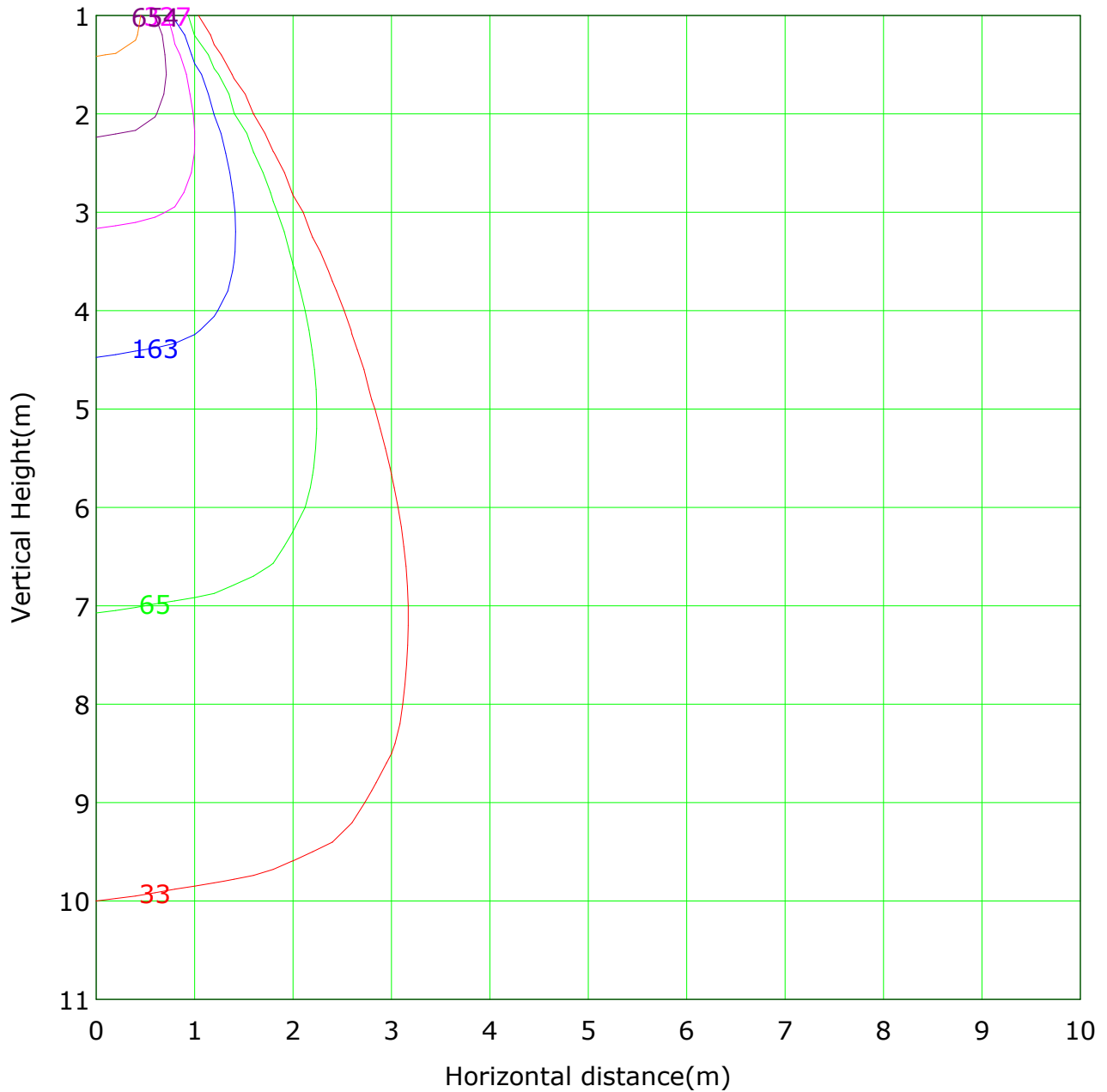
Test Device: CHL-6E

Distance: 3.000 m

Humidity:

Inspector:

Vertical IsoLux Plot



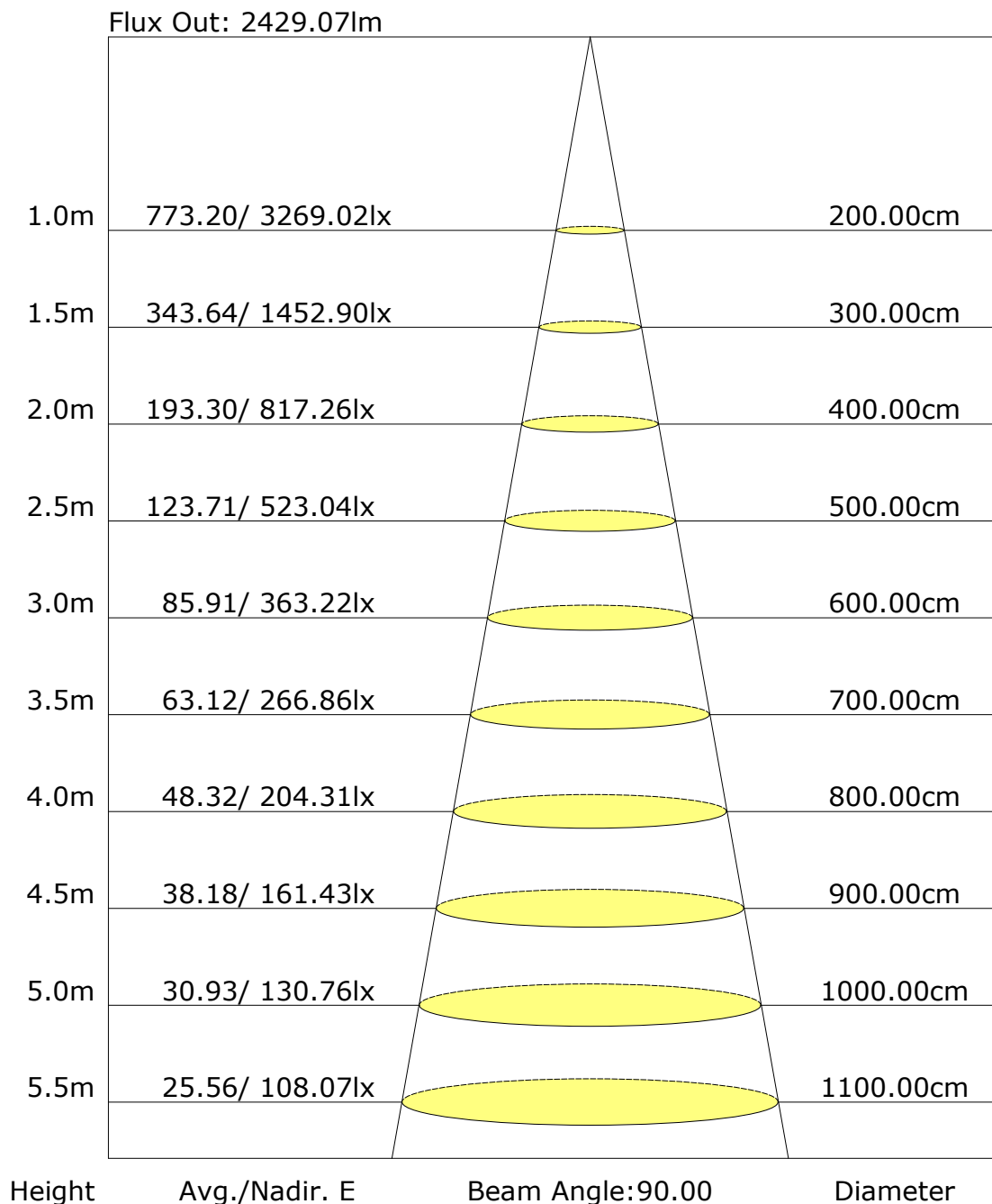
Lowest(m): 1m Highest(m): 11 Max Lux: 3269

(1%): 33 lx	(2%): 65 lx
(5%): 163 lx	(10%): 327 lx
(20%): 654 lx	(50%): 1635 lx
(100%): 3269 lx	

C Plane (°):0.0-180.0: 180.0
Test Lab:
Test Type: TYPE C
Temperature:
Operator:

Gamma Plane (°):0.0-90.0:5.0
Test Device: CHL-6E
Distance: 3.000 m
Humidity:
Inspector:

The average illuminance effective figure



C Plane (°):0.0-180.0: 180.0
Test Lab:
Test Type: TYPE C
Temperature:
Operator:

Gamma Plane (°):0.0-90.0:5.0
Test Device: CHL-6E
Distance: 3.000 m
Humidity:
Inspector:

Gamma Plane (°):0.0-90.0:5.0
Test Device: CHL-6E
Distance: 3.000 m
Humidity:
Inspector:

Inspector: