

Report No.: AX-MG-SP-25W-055

Test Time: 2023-09-28 15:11

## Luminaire Property

Luminaire Category: Bridgelux V10 F90 4000K CRI90

Voltage: 224.3 V

Current: 0.112 A

Power: 24.30 W

Power Factor: 0.965

## Photometric Results

CIE Class: Direct

Measurement Flux: 2393.8 lm

Downward Ratio: 100%

Horizontal Diffuse Angle(50%): H20.3

Vertical Diffuse Angle(50%): V20.3

Luminaire Efficacy Rating (LER): 99

Max. Intensity: 13471.14 cd

Total Rated Lamp Lumens: 2393.8 lm

Efficiency: 100%

Upward Ratio: 0%

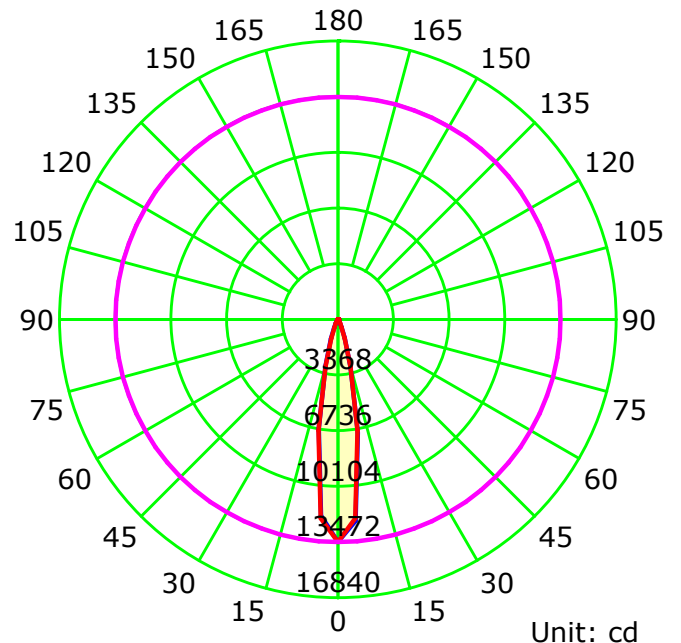
Central Intensity: 13471.14 cd

Pos of Max. Intensity: H0 V0

Picture Of Luminaire



Luminous Intensity Distribution Curve



— C0-C180 — C90-C270 — G0

C Plane (°):0.0-180.0: 180.0

Test Lab:

Test Type: TYPE C

Temperature:

Operator:

Gamma Plane (°):0.0-90.0:5.0

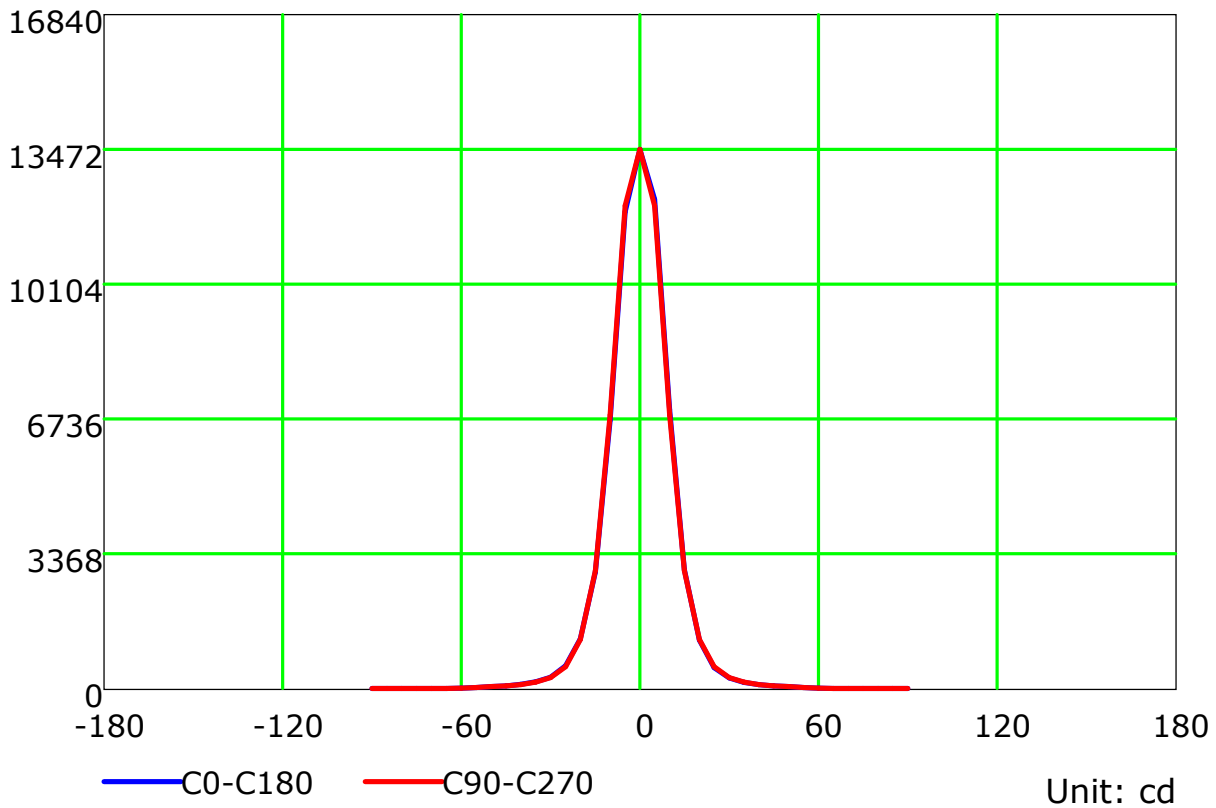
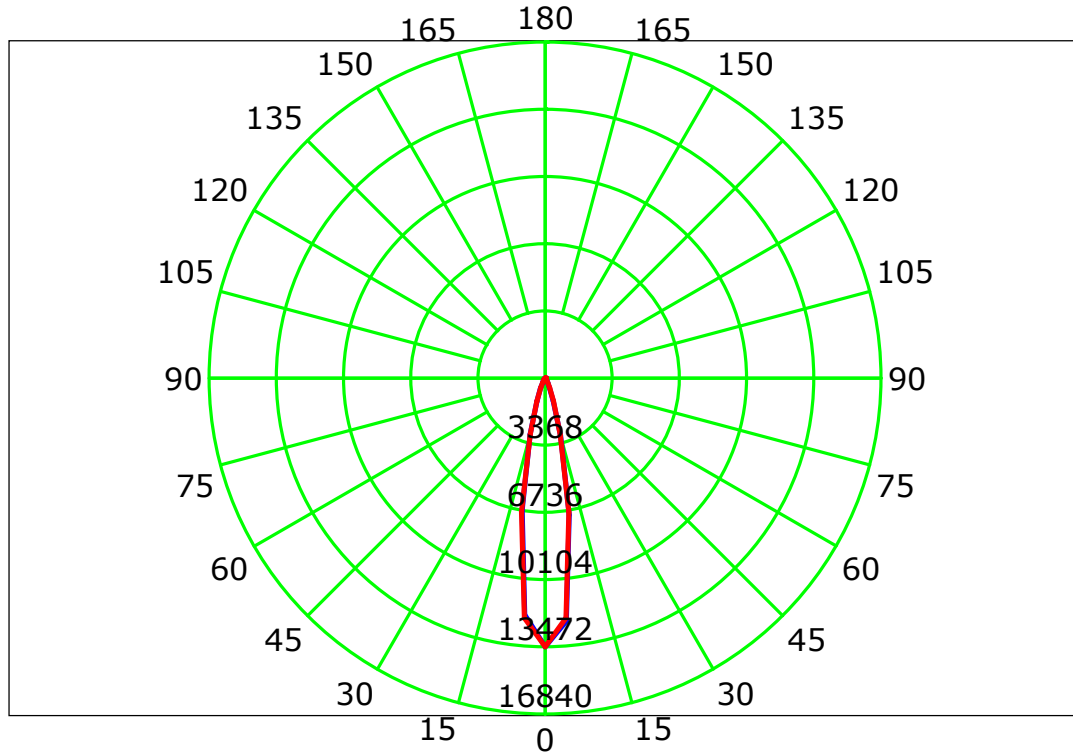
Test Device: CHL-6E

Distance: 3.000 m

Humidity:

Inspector:

## Luminous Intensity Distribution Curve



C Plane (°):0.0-180.0: 180.0

Test Lab:

Test Type: TYPE C

Temperature:

Operator:

Gamma Plane (°):0.0-90.0:5.0

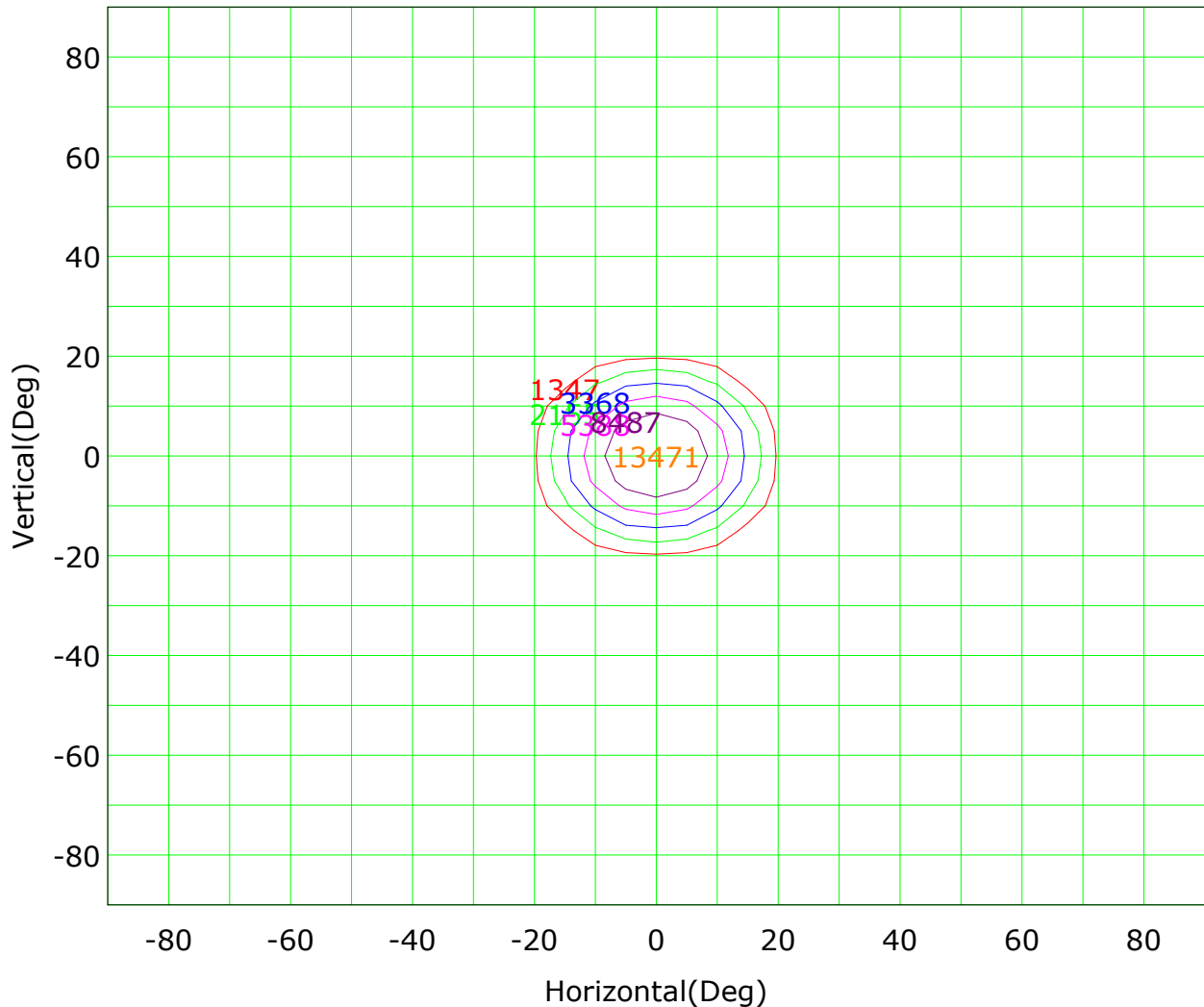
Test Device: CHL-6E

Distance: 3.000 m

Humidity:

Inspector:

## Isocandela (rectangle)



Imax (100%): 13471 cd

( 10%): 1347 cd	( 16%): 2155 cd
( 25%): 3368 cd	( 40%): 5388 cd
( 63%): 8487 cd	(100%): 13471 cd

C Plane (°):0.0-180.0: 180.0

Test Lab:

Test Type: TYPE C

Temperature:

Operator:

Gamma Plane (°):0.0-90.0:5.0

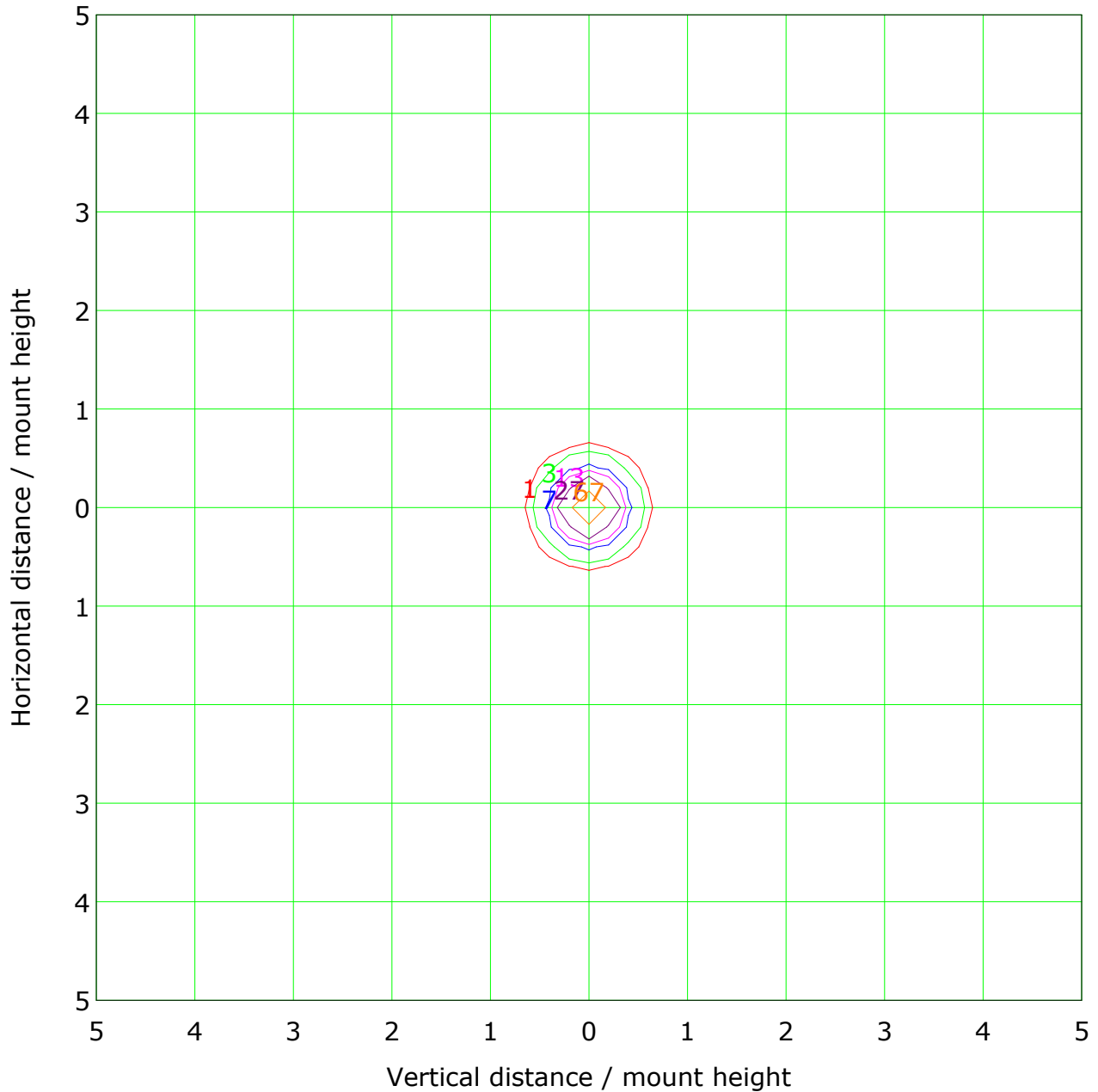
Test Device: CHL-6E

Distance: 3.000 m

Humidity:

Inspector:

## IsoLux Plot



Mounting Height: 10m		Max Lux(100%): 135 lx	
— ( 1%):	1 lx	— ( 2%):	3 lx
— ( 5%):	7 lx	— ( 10%):	13 lx
— ( 20%):	27 lx	— ( 50%):	67 lx
— (100%):	135 lx		

C Plane (°):0.0-180.0: 180.0

Test Lab:

Test Type: TYPE C

Temperature:

Operator:

Gamma Plane (°):0.0-90.0:5.0

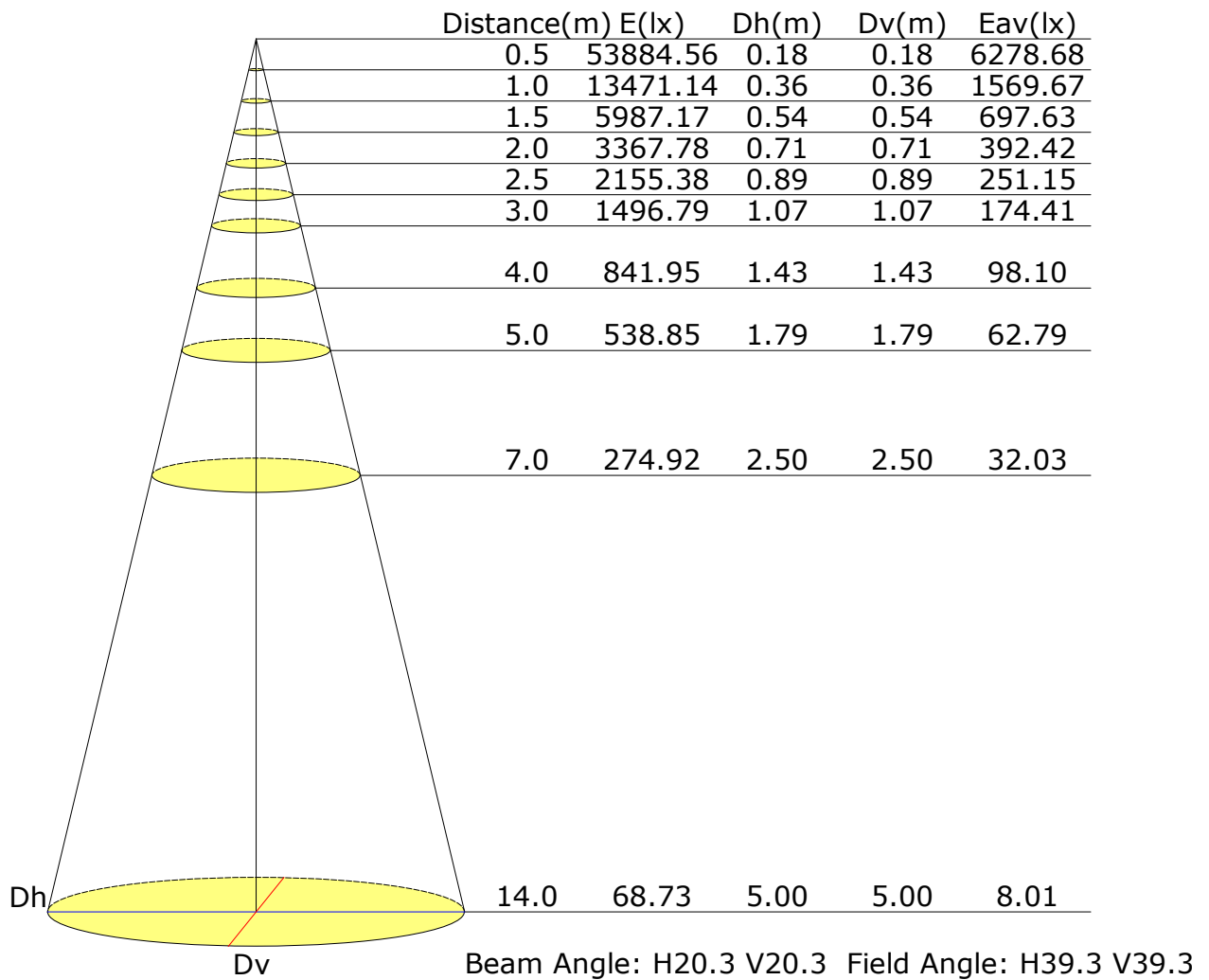
Test Device: CHL-6E

Distance: 3.000 m

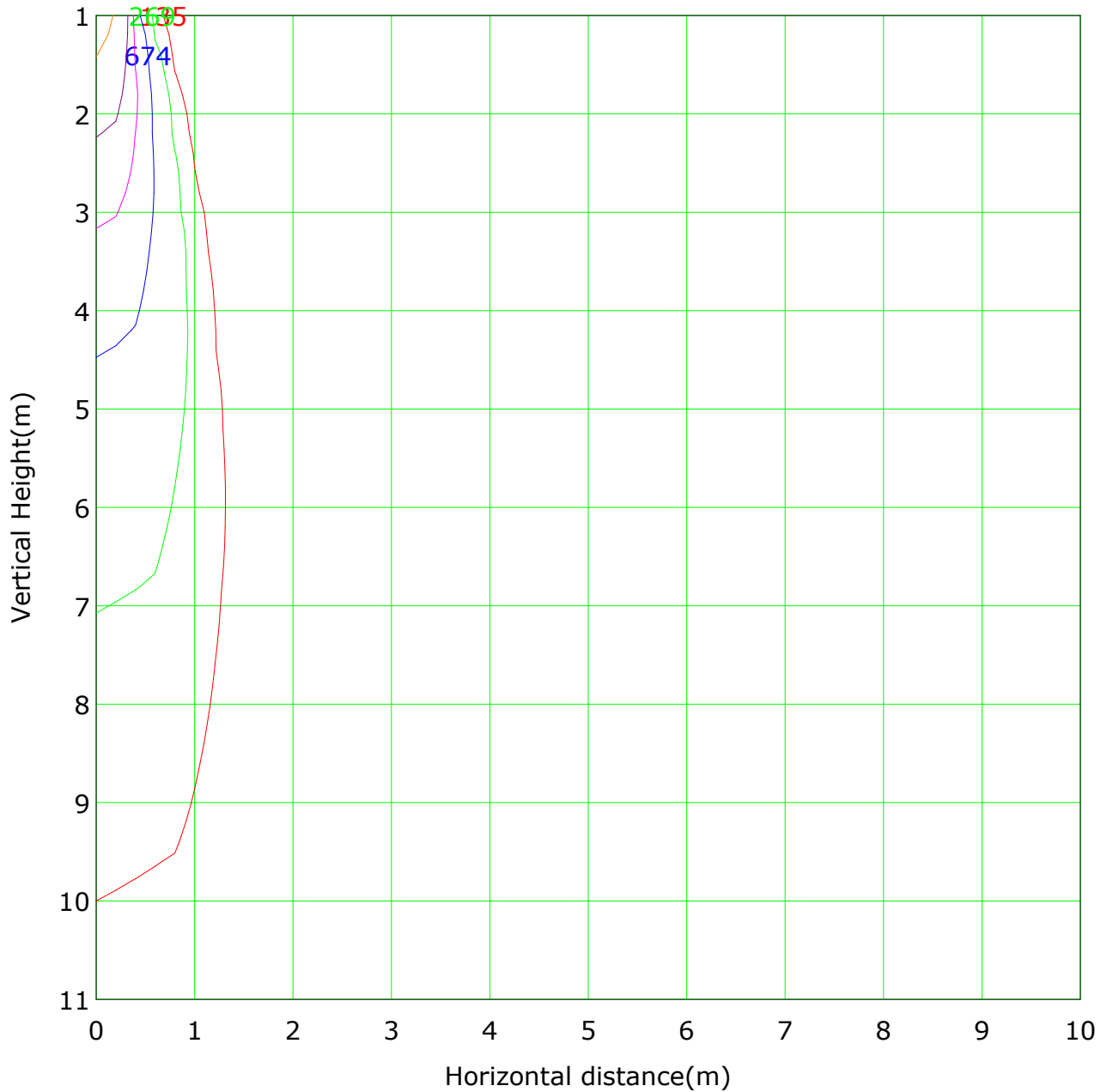
Humidity:

Inspector:

## Illuminance at a Distance



## Vertical IsoLux Plot



Lowest(m): 1m    Highest(m): 11    Max Lux: 13471

( 1%): 135 lx	( 2%): 269 lx
( 5%): 674 lx	( 10%): 1347 lx
( 20%): 2694 lx	( 50%): 6736 lx
(100%): 13471 lx	

C Plane (°):0.0-180.0: 180.0

Test Lab:

Test Type: TYPE C

Temperature:

Operator:

Gamma Plane (°):0.0-90.0:5.0

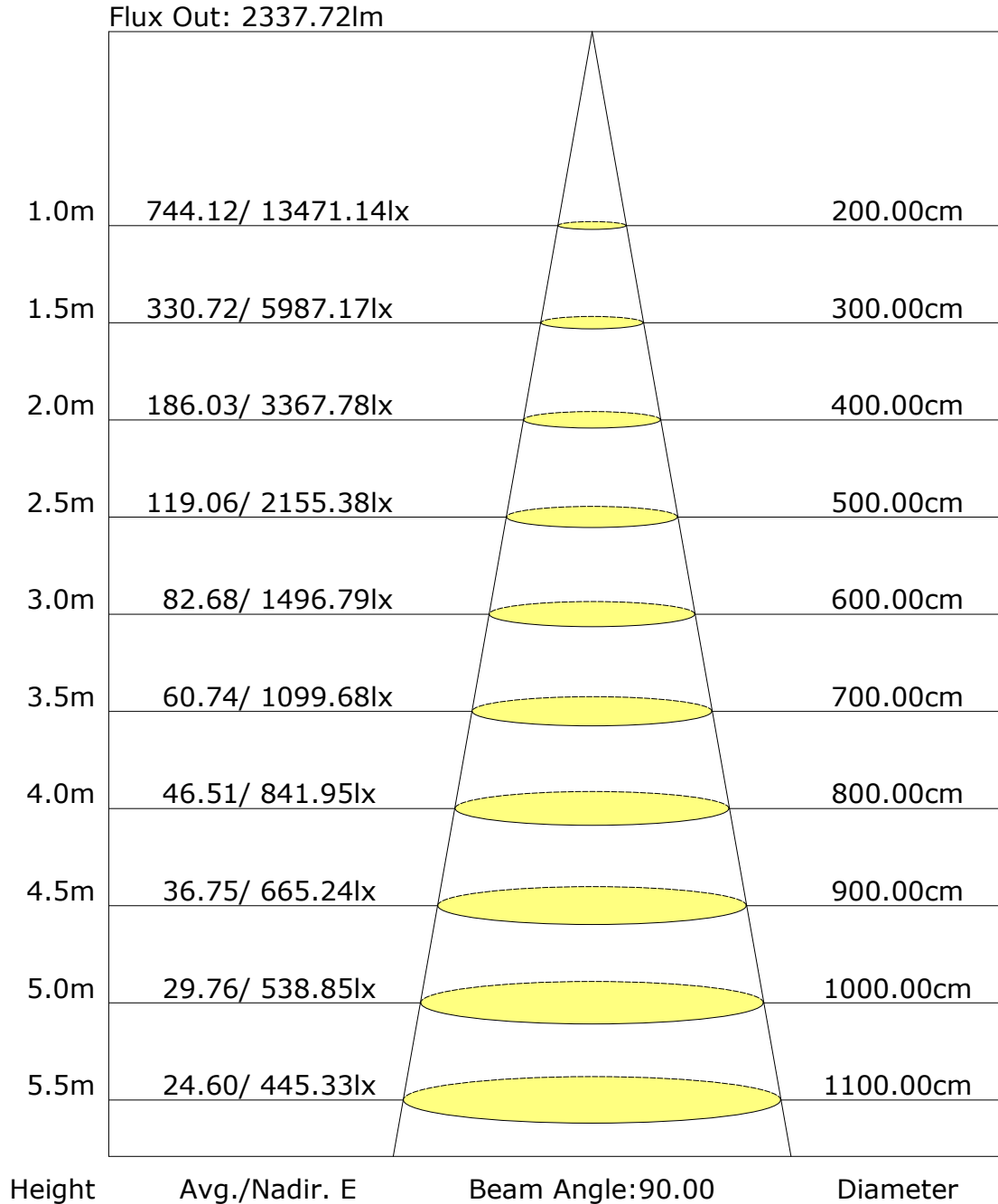
Test Device: CHL-6E

Distance: 3.000 m

Humidity:

Inspector:

## The average illuminance effective figure



[illegible]

Gamma Plane (°):0.0-90.0:5.0  
Test Device: CHL-6E  
Distance: 3.000 m  
Humidity:  
Inspector:



Inspector: