

Report No.: AX-DL-VE-32W-075

Test Time: 2024-10-13 17:43

Luminaire Property

Luminaire Category:

Luminaire Description: 36D

Current: 0.140 A

Power Factor: 0.978

Voltage: 234.6 V

Power: 32.10 W

Photometric Results

CIE Class: Direct

Measurement Flux: 3539.4 lm

Downward Ratio: 100%

Horizontal Diffuse Angle(50%): H48.2

Vertical Diffuse Angle(50%): V48.2

Luminaire Efficacy Rating (LER): 110

Max. Intensity: 5497.71 cd

Total Rated Lamp Lumens: 3539.4 lm

Efficiency: 100%

Upward Ratio: 0%

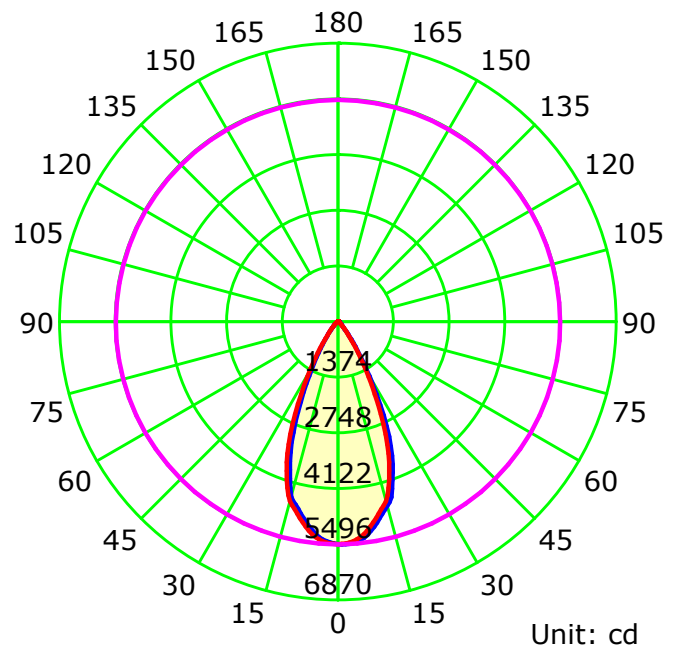
Central Intensity: 5490.22 cd

Pos of Max. Intensity: H0 V1

Picture Of Luminaire



Luminous Intensity Distribution Curve



— C0-C180 — C90-C270 — G1

C Plane (°):0.0-180.0: 180.0

Test Lab:

Test Type: TYPE C

Temperature:

Operator:

Gamma Plane (°):0.0-90.0:1.0

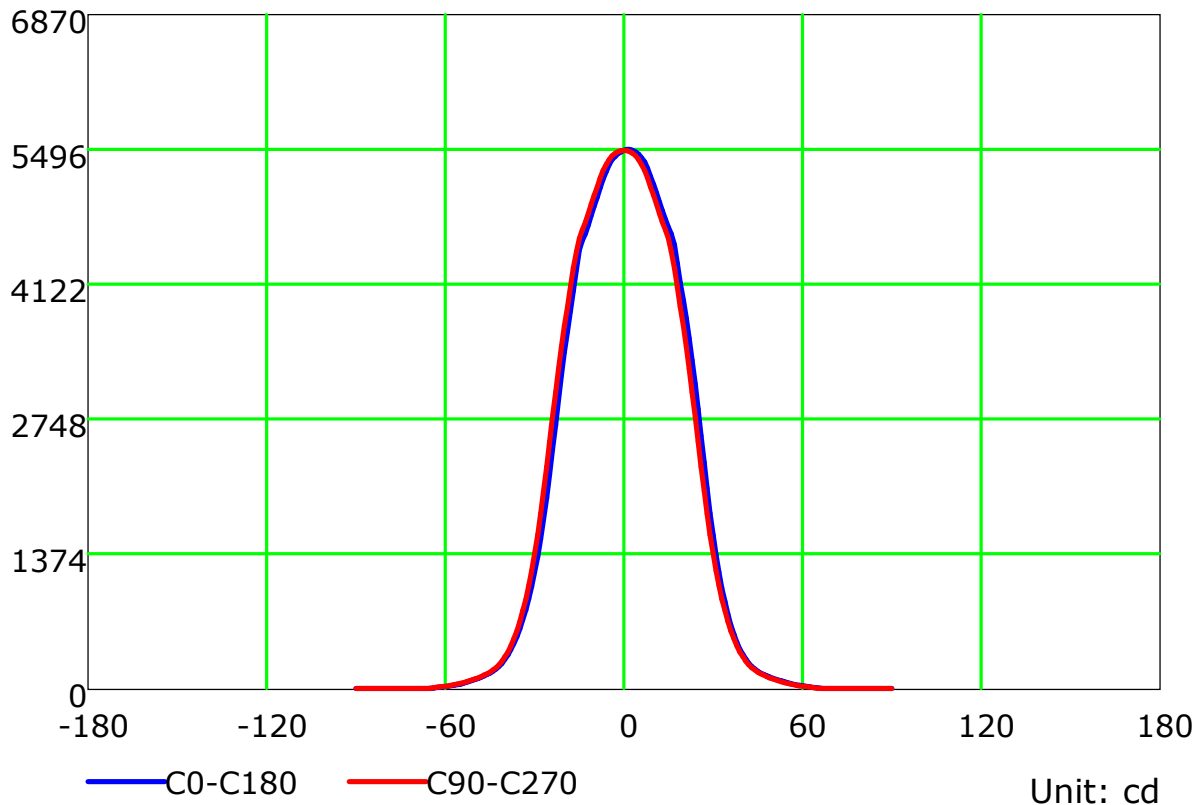
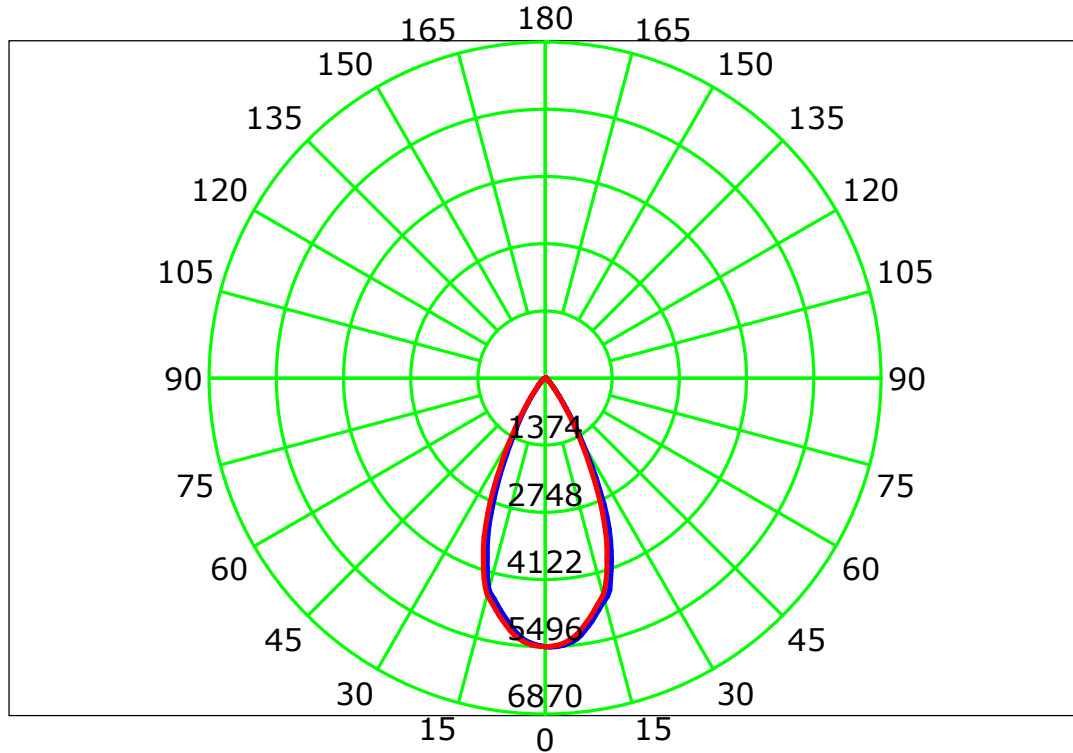
Test Device: CHL-6E

Distance: 3.328 m

Humidity:

Inspector:

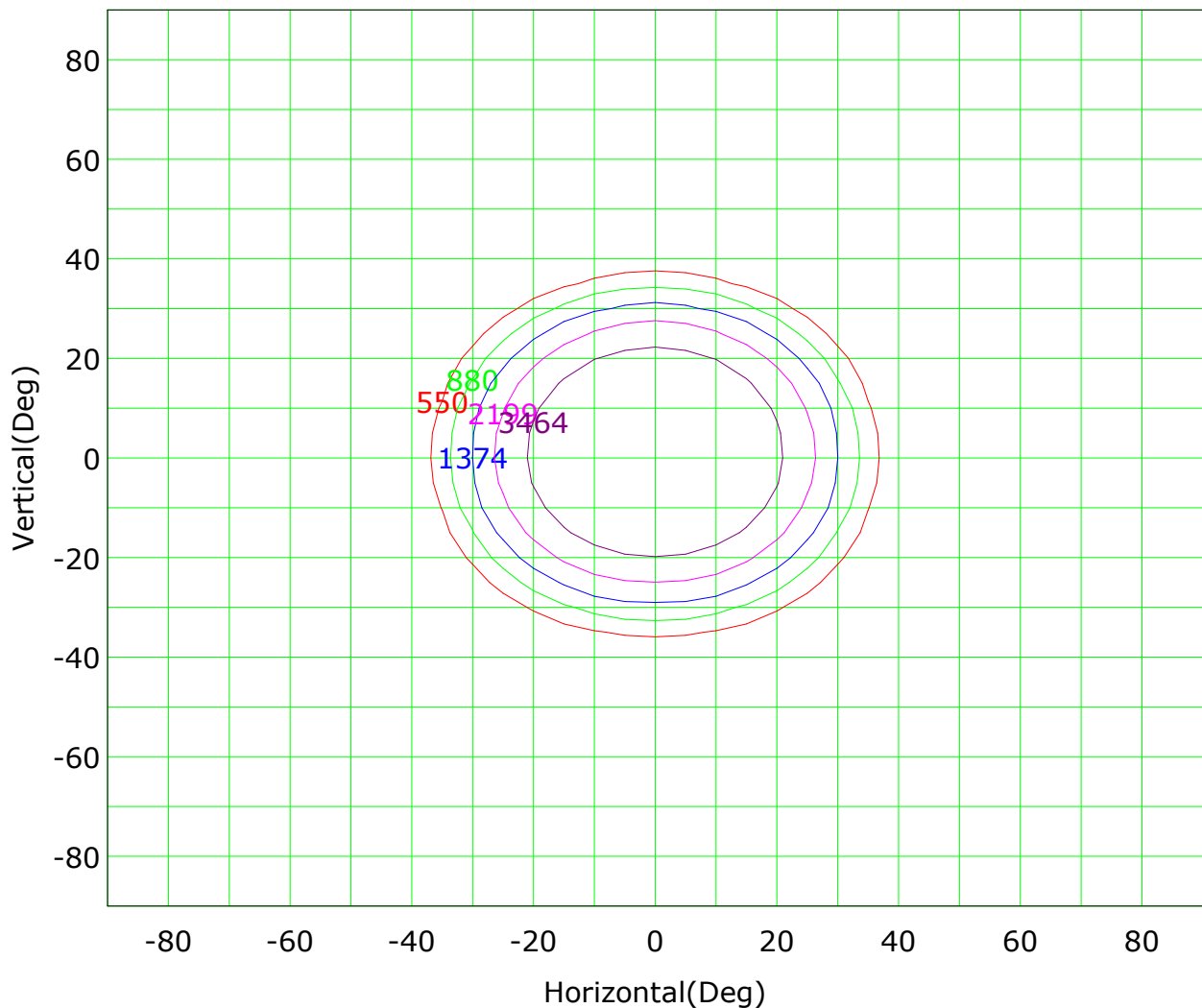
Luminous Intensity Distribution Curve



C Plane (°):0.0-180.0: 180.0
Test Lab:
Test Type: TYPE C
Temperature:
Operator:

Gamma Plane (°):0.0-90.0:1.0
Test Device: CHL-6E
Distance: 3.328 m
Humidity:
Inspector:

Isocandela (rectangle)



Imax (100%): 5498 cd

(10%): 550 cd	(16%): 880 cd
(25%): 1374 cd	(40%): 2199 cd
(63%): 3464 cd	(100%): 5498 cd

C Plane (°):0.0-180.0: 180.0

Test Lab:

Test Type: TYPE C

Temperature:

Operator:

Gamma Plane (°):0.0-90.0:1.0

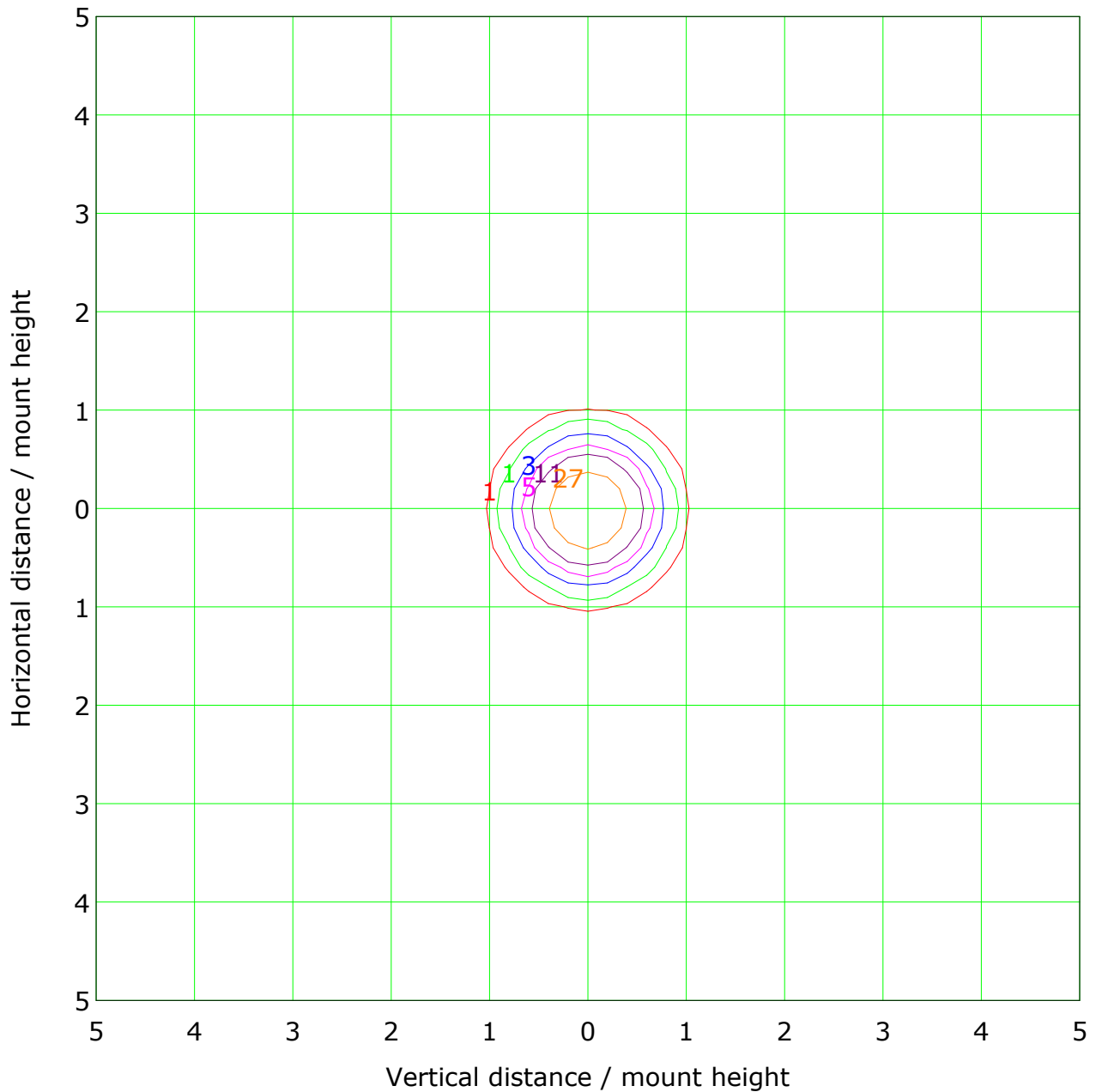
Test Device: CHL-6E

Distance: 3.328 m

Humidity:

Inspector:

IsoLux Plot

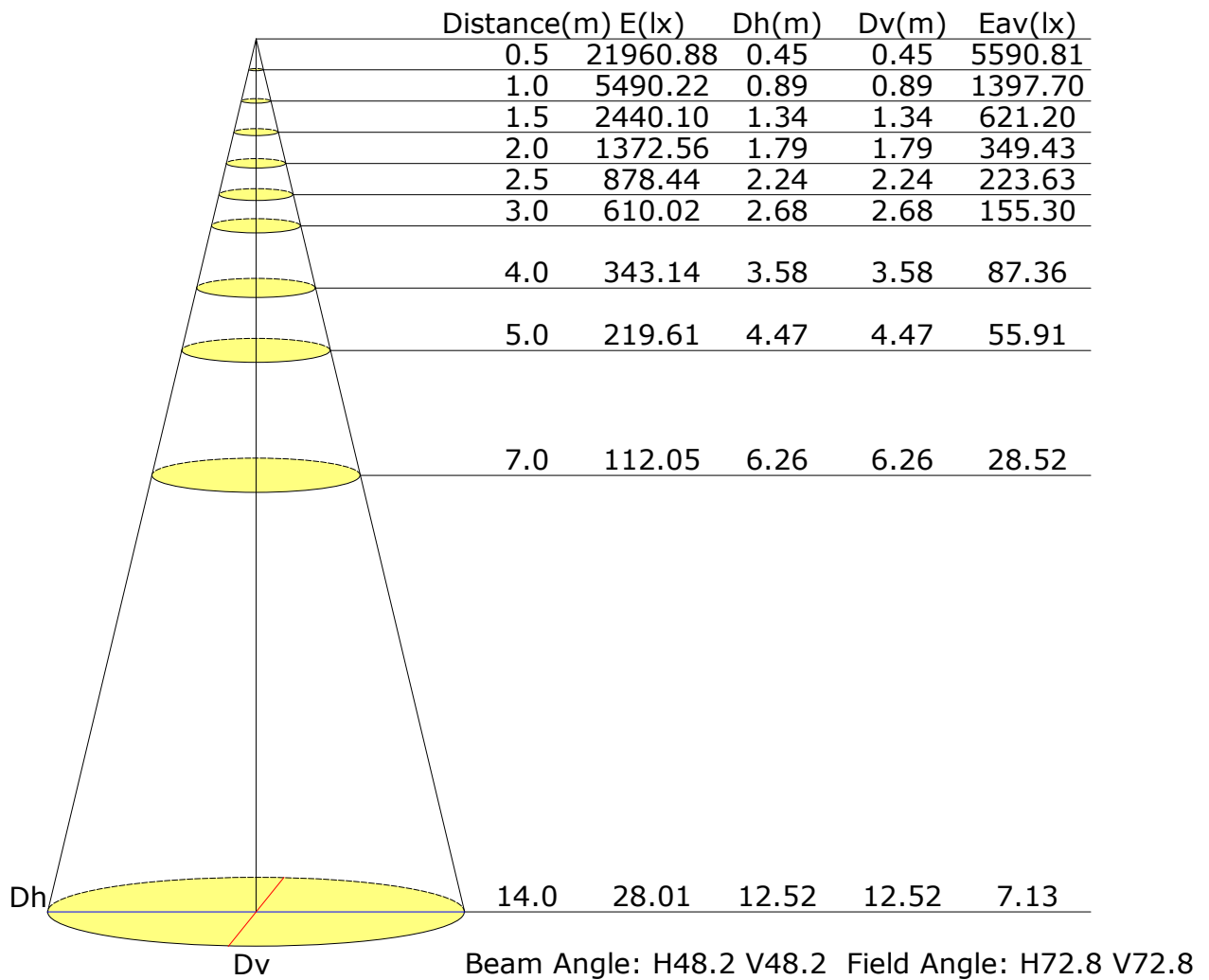


Mounting Height: 10m		Max Lux(100%): 55 lx	
— (1%):	1 lx	— (2%):	1 lx
— (5%):	3 lx	— (10%):	5 lx
— (20%):	11 lx	— (50%):	27 lx
— (100%):	55 lx		

C Plane (°):0.0-180.0: 180.0
Test Lab:
Test Type: TYPE C
Temperature:
Operator:

Gamma Plane (°):0.0-90.0:1.0
Test Device: CHL-6E
Distance: 3.328 m
Humidity:
Inspector:

Illuminance at a Distance



C Plane (°):0.0-180.0: 180.0

Test Lab:

Test Type: TYPE C

Temperature:

Operator:

Gamma Plane (°):0.0-90.0:1.0

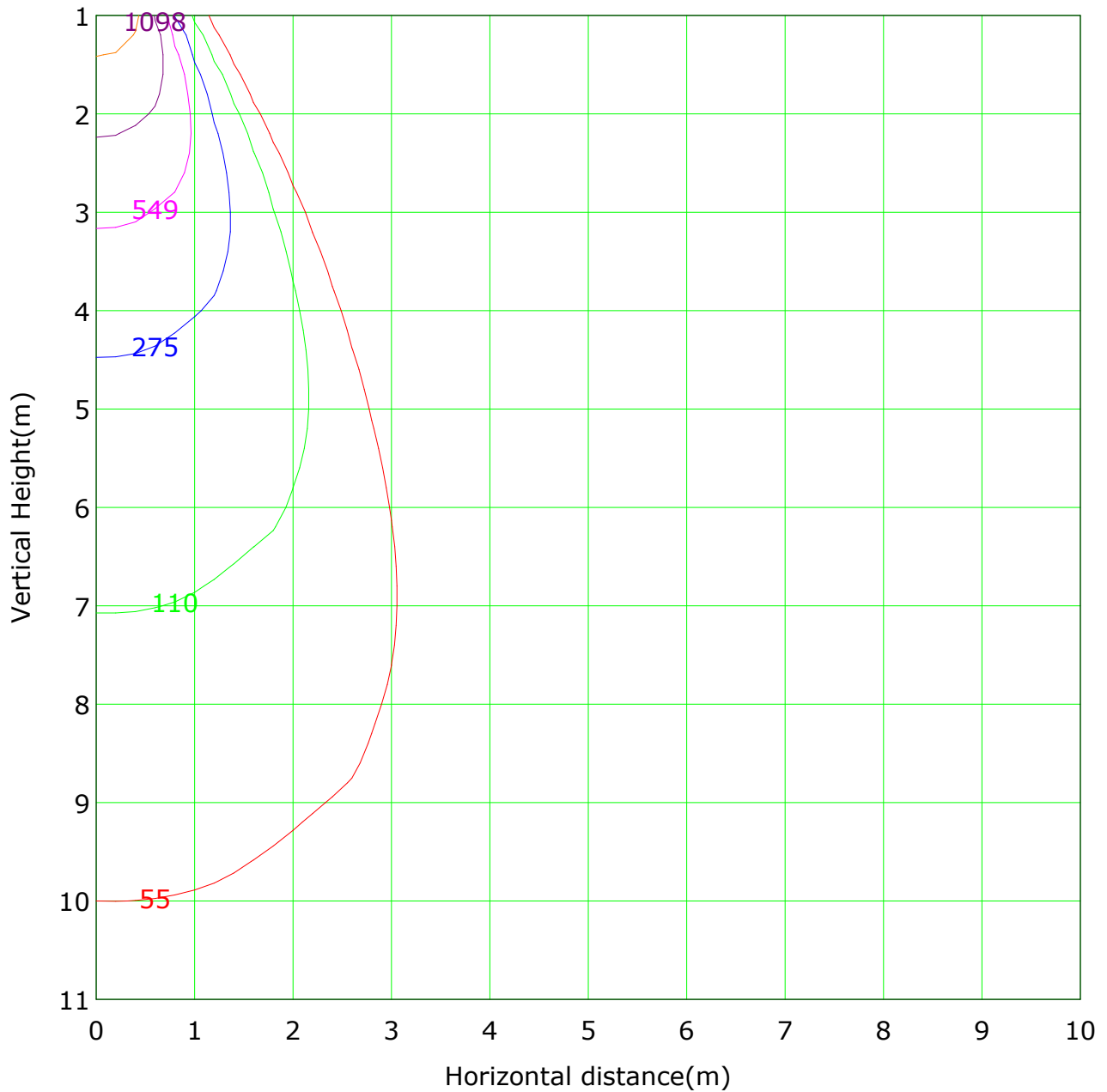
Test Device: CHL-6E

Distance: 3.328 m

Humidity:

Inspector:

Vertical IsoLux Plot



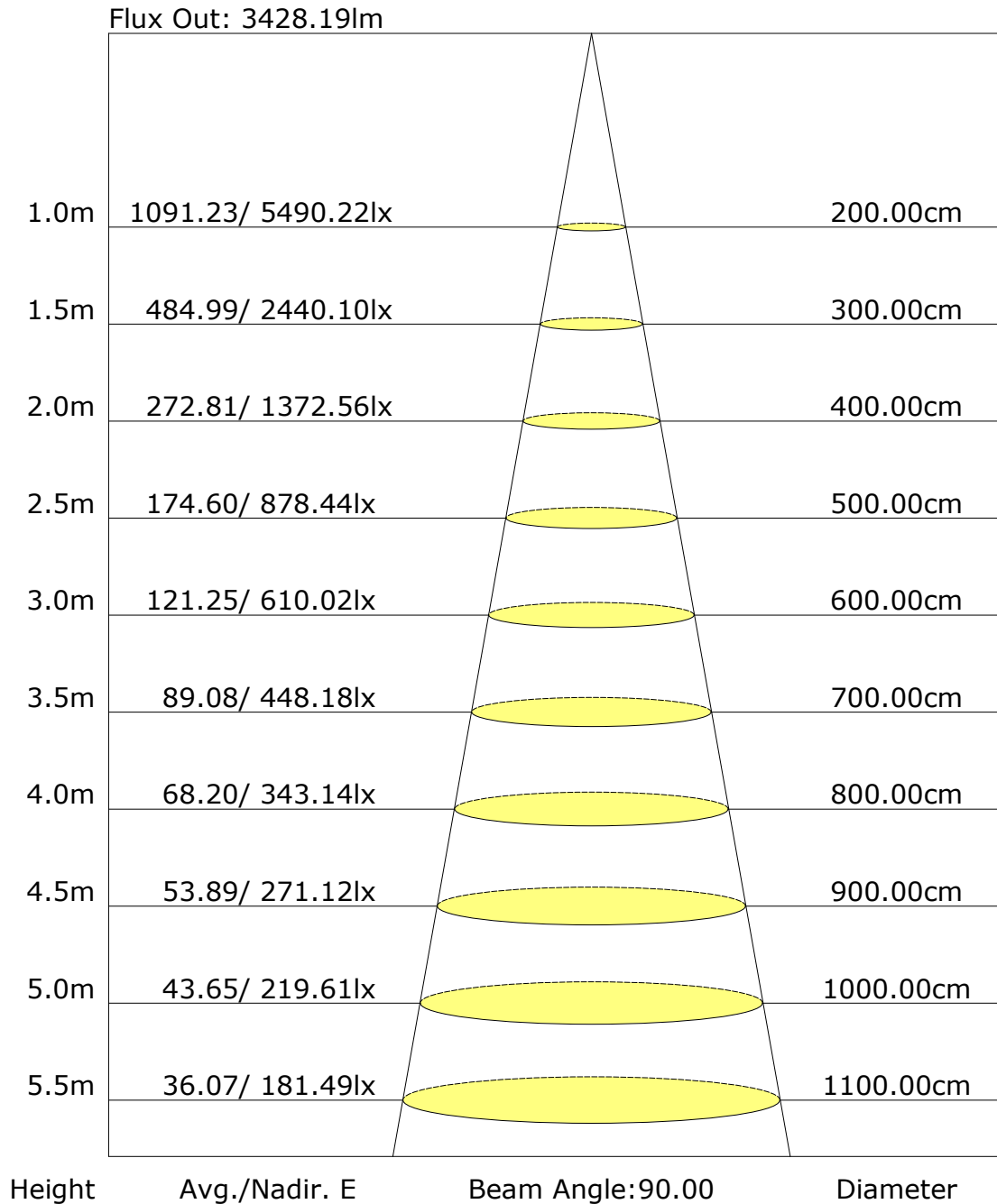
Lowest(m): 1m Highest(m): 11 Max Lux: 5490

(1%): 55 lx	(2%): 110 lx
(5%): 275 lx	(10%): 549 lx
(20%): 1098 lx	(50%): 2745 lx
(100%): 5490 lx	

C Plane (°):0.0-180.0: 180.0
Test Lab:
Test Type: TYPE C
Temperature:
Operator:

Gamma Plane (°):0.0-90.0:1.0
Test Device: CHL-6E
Distance: 3.328 m
Humidity:
Inspector:

The average illuminance effective figure



Zonal Lumen

Gamma [°]	I _{mean} [cd]	Zonal Flux [lm]	Sum Zonal Flux [lm]	Rel Zonal Flux [%]	Sum Rel Zonal Flux [%]
0.0-1.0	5488.0	5.3	5.3	0.15	0.15
1.0-2.0	5481.8	15.7	21.0	0.44	0.59
2.0-3.0	5468.7	26.2	47.1	0.74	1.33
3.0-4.0	5446.9	36.5	83.6	1.03	2.36
4.0-5.0	5415.1	46.6	130.2	1.32	3.68
5.0-6.0	5370.5	56.4	186.6	1.59	5.27
6.0-7.0	5314.1	66.0	252.6	1.86	7.14
7.0-8.0	5245.3	75.1	327.7	2.12	9.26
8.0-9.0	5162.7	83.7	411.4	2.36	11.62
9.0-10.0	5074.2	91.8	503.2	2.59	14.22
10.0-11.0	4985.6	99.6	602.9	2.82	17.03
11.0-12.0	4893.7	107.0	709.8	3.02	20.06
12.0-13.0	4801.8	114.0	823.8	3.22	23.28
13.0-14.0	4717.6	120.8	944.6	3.41	26.69
14.0-15.0	4634.1	127.2	1071.8	3.59	30.28
15.0-16.0	4524.1	132.6	1204.4	3.75	34.03
16.0-17.0	4373.5	136.2	1340.6	3.85	37.88
17.0-18.0	4191.5	138.2	1478.8	3.91	41.78
18.0-19.0	3993.9	139.0	1617.8	3.93	45.71
19.0-20.0	3795.1	138.9	1756.7	3.93	49.63
20.0-21.0	3591.9	137.9	1894.7	3.90	53.53
21.0-22.0	3375.0	135.6	2030.3	3.83	57.36
22.0-23.0	3141.9	131.8	2162.2	3.73	61.09
23.0-24.0	2896.9	126.7	2288.8	3.58	64.67
24.0-25.0	2645.4	120.3	2409.1	3.40	68.07
25.0-26.0	2390.8	112.9	2522.0	3.19	71.26
26.0-27.0	2139.5	104.7	2626.7	2.96	74.21
27.0-28.0	1900.5	96.2	2722.9	2.72	76.93
28.0-29.0	1677.4	87.8	2810.7	2.48	79.41
29.0-30.0	1472.9	79.5	2890.2	2.25	81.66
30.0-31.0	1290.0	71.8	2962.0	2.03	83.69
31.0-32.0	1127.6	64.6	3026.6	1.83	85.51
32.0-33.0	982.7	57.9	3084.5	1.64	87.15
33.0-34.0	854.3	51.7	3136.2	1.46	88.61
34.0-35.0	739.6	45.9	3182.2	1.30	89.91
35.0-36.0	637.0	40.6	3222.7	1.15	91.05

C Plane (°):0.0-180.0: 180.0
Test Lab:
Test Type: TYPE C
Temperature:
Operator:

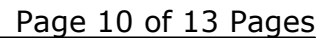
Gamma Plane (°):0.0-90.0:1.0
Test Device: CHL-6E
Distance: 3.328 m
Humidity:
Inspector:

Zonal Lumen (Continue 1)

Gamma [°]	I _{mean} [cd]	Zonal Flux [lm]	Sum Zonal Flux [lm]	Rel Zonal Flux [%]	Sum Rel Zonal Flux [%]
36.0-37.0	547.9	35.7	3258.5	1.01	92.06
37.0-38.0	470.6	31.4	3289.9	0.89	92.95
38.0-39.0	404.2	27.6	3317.5	0.78	93.73
39.0-40.0	348.4	24.3	3341.8	0.69	94.42
40.0-41.0	301.1	21.4	3363.2	0.61	95.02
41.0-42.0	260.9	19.0	3382.2	0.54	95.56
42.0-43.0	228.1	16.9	3399.1	0.48	96.04
43.0-44.0	202.0	15.2	3414.3	0.43	96.47
44.0-45.0	180.1	13.8	3428.2	0.39	96.86
45.0-46.0	161.1	12.6	3440.8	0.36	97.21
46.0-47.0	145.2	11.6	3452.3	0.33	97.54
47.0-48.0	130.6	10.6	3462.9	0.30	97.84
48.0-49.0	117.2	9.6	3472.5	0.27	98.11
49.0-50.0	105.3	8.8	3481.3	0.25	98.36
50.0-51.0	94.7	8.0	3489.3	0.23	98.59
51.0-52.0	85.1	7.3	3496.6	0.21	98.79
52.0-53.0	75.7	6.6	3503.2	0.19	98.98
53.0-54.0	66.4	5.9	3509.1	0.17	99.14
54.0-55.0	57.0	5.1	3514.2	0.14	99.29
55.0-56.0	49.2	4.5	3518.6	0.13	99.41
56.0-57.0	43.0	3.9	3522.5	0.11	99.52
57.0-58.0	37.1	3.4	3526.0	0.10	99.62
58.0-59.0	31.8	3.0	3528.9	0.08	99.71
59.0-60.0	27.1	2.6	3531.5	0.07	99.78
60.0-61.0	23.1	2.2	3533.7	0.06	99.84
61.0-62.0	19.0	1.8	3535.5	0.05	99.89
62.0-63.0	15.0	1.5	3537.0	0.04	99.93
63.0-64.0	10.9	1.1	3538.1	0.03	99.96
64.0-65.0	6.5	0.6	3538.7	0.02	99.98
65.0-66.0	3.7	0.4	3539.1	0.01	99.99
66.0-67.0	2.2	0.2	3539.3	0.01	100.00
67.0-68.0	0.6	0.1	3539.4	0.00	100.00
68.0-69.0	0.0	0.0	3539.4	0.00	100.00
69.0-70.0	0.0	0.0	3539.4	0.00	100.00
70.0-71.0	0.0	0.0	3539.4	0.00	100.00
71.0-72.0	0.0	0.0	3539.4	0.00	100.00

C Plane (°):0.0-180.0: 180.0
Test Lab:
Test Type: TYPE C
Temperature:
Operator:

Gamma Plane (°):0.0-90.0:1.0
Test Device: CHL-6E
Distance: 3.328 m
Humidity:
Inspector:



Gamma Plane (°):0.0-90.0:1.0
Test Device: CHL-6E
Distance: 3.328 m
Humidity:
Inspector:

Candlepower Table

Unit: cd

G\C	C0.0	C180.0								
G0.0	5490.2	5490.2								
G1.0	5497.7	5474.0								
G2.0	5497.7	5457.8								
G3.0	5490.2	5429.1								
G4.0	5474.0	5394.2								
G5.0	5449.1	5343.1								
G6.0	5415.4	5274.5								
G7.0	5371.8	5194.8								
G8.0	5307.0	5107.5								
G9.0	5224.7	5011.5								
G10.0	5141.2	4919.3								
G11.0	5055.1	4827.0								
G12.0	4962.9	4729.8								
G13.0	4874.4	4640.0								
G14.0	4785.9	4570.2								
G15.0	4706.1	4474.2								
G16.0	4636.3	4279.7								
G17.0	4526.6	4051.6								
G18.0	4335.8	3852.1								
G19.0	4141.4	3646.4								
G20.0	3963.1	3429.5								
G21.0	3778.6	3196.4								
G22.0	3574.1	2950.8								
G23.0	3349.7	2692.8								
G24.0	3106.6	2438.4								
G25.0	2851.1	2185.4								
G26.0	2580.6	1946.0								
G27.0	2306.3	1725.3								
G28.0	2043.3	1527.1								
G29.0	1791.4	1347.6								
G30.0	1565.8	1186.8								
G31.0	1363.8	1043.4								
G32.0	1185.6	917.5								
G33.0	1022.3	805.3								
G34.0	886.4	703.1								
G35.0	759.2	609.6								
G36.0	649.5	529.8								

C Plane (°):0.0-180.0: 180.0

Test Lab:

Test Type: TYPE C

Temperature:

Operator:

Gamma Plane (°):0.0-90.0:1.0

Test Device: CHL-6E

Distance: 3.328 m

Humidity:

Inspector:

Candlepower Table (Continue 1)

Unit: cd

G\C	C0.0	C180.0								
G37.0	553.5	458.8								
G38.0	471.2	398.9								
G39.0	403.9	342.8								
G40.0	347.8	299.2								
G41.0	300.4	256.8								
G42.0	259.3	226.9								
G43.0	226.9	199.5								
G44.0	202.0	179.5								
G45.0	179.5	159.6								
G46.0	159.6	145.9								
G47.0	145.9	129.6								
G48.0	130.9	115.9								
G49.0	118.4	103.5								
G50.0	106.0	93.5								
G51.0	96.0	83.5								
G52.0	87.3	73.6								
G53.0	78.5	63.6								
G54.0	69.8	53.6								
G55.0	59.8	44.9								
G56.0	52.4	39.9								
G57.0	44.9	34.9								
G58.0	38.7	29.9								
G59.0	33.7	24.9								
G60.0	29.9	20.0								
G61.0	24.9	17.5								
G62.0	20.0	13.7								
G63.0	16.2	10.0								
G64.0	11.2	6.2								
G65.0	7.5	1.3								
G66.0	6.2	0.0								
G67.0	2.5	0.0								
G68.0	0.0	0.0								
G69.0	0.0	0.0								
G70.0	0.0	0.0								
G71.0	0.0	0.0								
G72.0	0.0	0.0								
G73.0	0.0	0.0								

C Plane (°):0.0-180.0: 180.0

Test Lab:

Test Type: TYPE C

Temperature:

Operator:

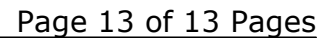
Gamma Plane (°):0.0-90.0:1.0

Test Device: CHL-6E

Distance: 3.328 m

Humidity:

Inspector:



Unit: cd

Gamma Plane (°):0.0-90.0:1.0
Test Device: CHL-6E
Distance: 3.328 m
Humidity:
Inspector: