

Report No.: 93.11611 ADJ

Test Time: 2023-09-15 14:28

Luminaire Property

Luminaire Category:

Luminaire Description: Bridgelux V10A F90 3 Voltage: 228.6 V

Current: 0.156 A

Power: 19.50 W

Power Factor: 0.545

Photometric Results

CIE Class: Direct

Measurement Flux: 2155.6 lm

Downward Ratio: 100%

Horizontal Diffuse Angle(50%): H25.1

Vertical Diffuse Angle(50%): V25.1

Luminaire Efficacy Rating (LER): 111

Max. Intensity: 10287.22 cd

Total Rated Lamp Lumens: 2155.6 lm


Efficiency: 100%

Upward Ratio: 0%

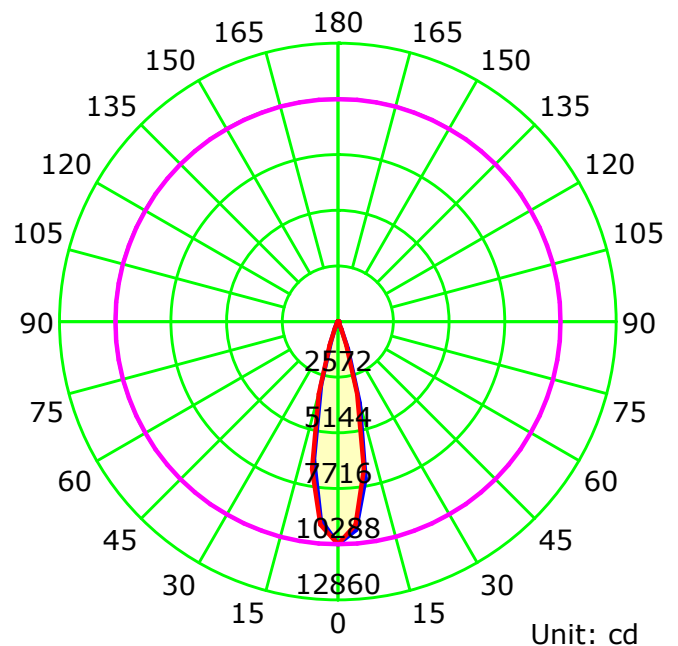
Central Intensity: 10287.22 cd

Pos of Max. Intensity: H0 V0

Picture Of Luminaire



Luminous Intensity Distribution Curve



— C0-C180 — C90-C270 — G0

C Plane (°):0.0-180.0: 180.0

Test Lab:

Test Type: TYPE C

Temperature:

Operator:

Gamma Plane (°):0.0-90.0:5.0

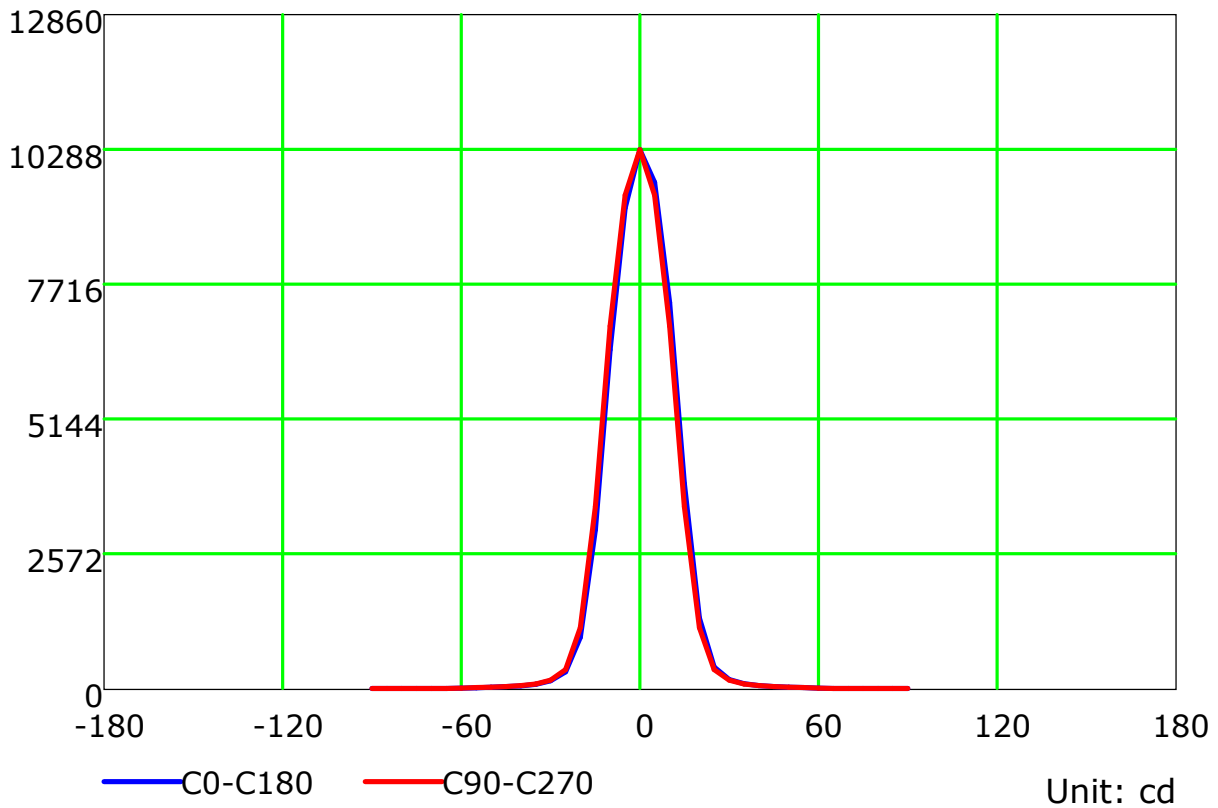
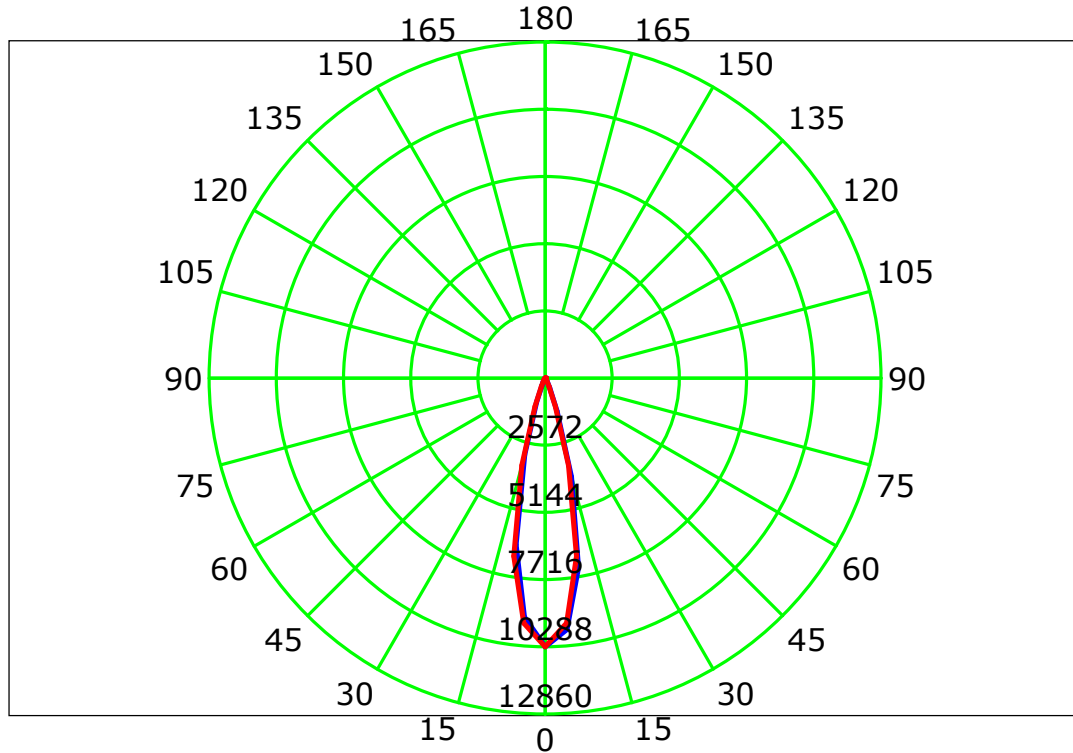
Test Device: CHL-6E

Distance: 3.000 m

Humidity:

Inspector:

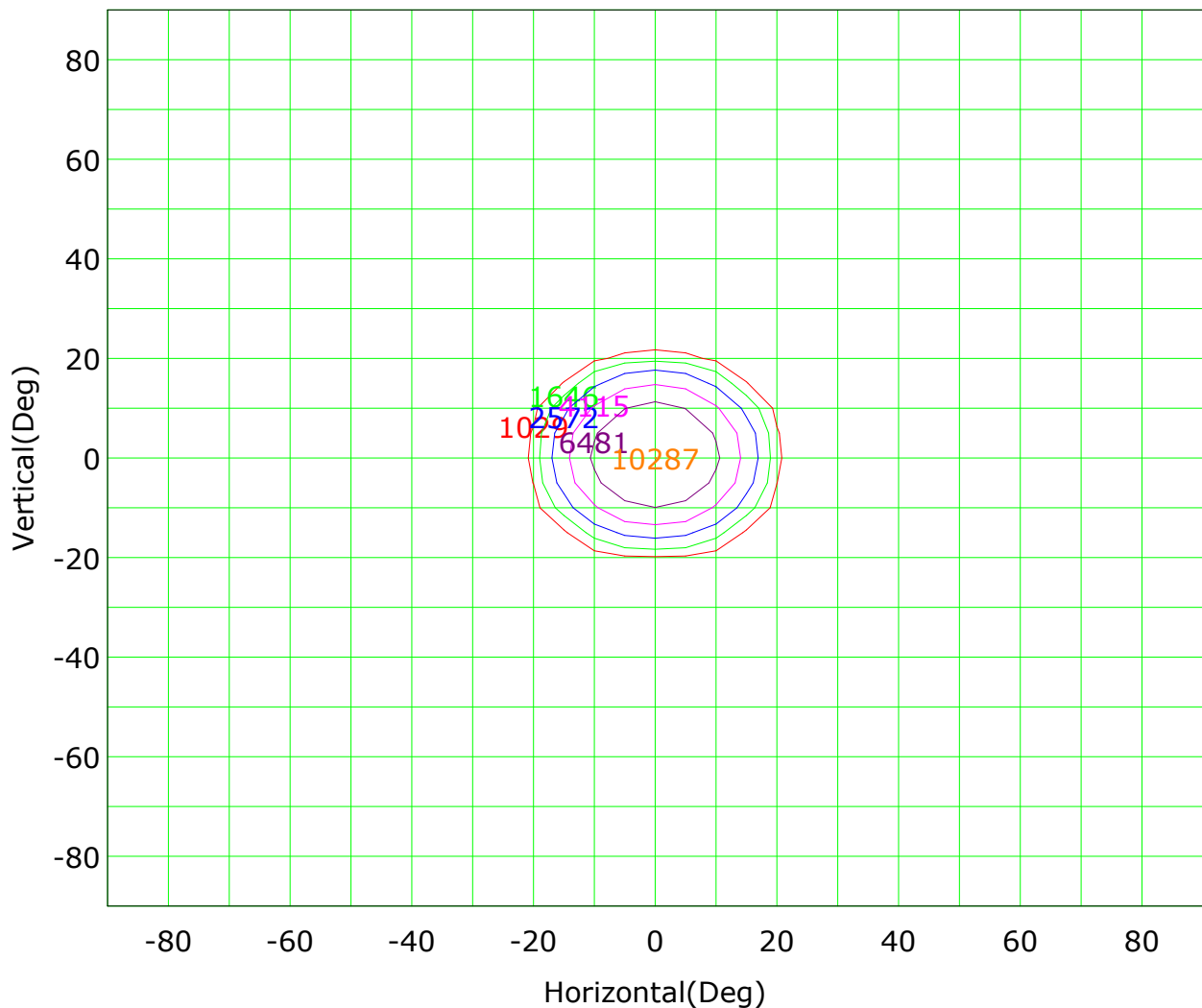
Luminous Intensity Distribution Curve



C Plane (°):0.0-180.0: 180.0
Test Lab:
Test Type: TYPE C
Temperature:
Operator:

Gamma Plane (°):0.0-90.0:5.0
Test Device: CHL-6E
Distance: 3.000 m
Humidity:
Inspector:

Isocandela (rectangle)



Imax (100%): 10287 cd

(10%): 1029 cd	(16%): 1646 cd
(25%): 2572 cd	(40%): 4115 cd
(63%): 6481 cd	(100%): 10287 cd

C Plane (°):0.0-180.0: 180.0

Test Lab:

Test Type: TYPE C

Temperature:

Operator:

Gamma Plane (°):0.0-90.0:5.0

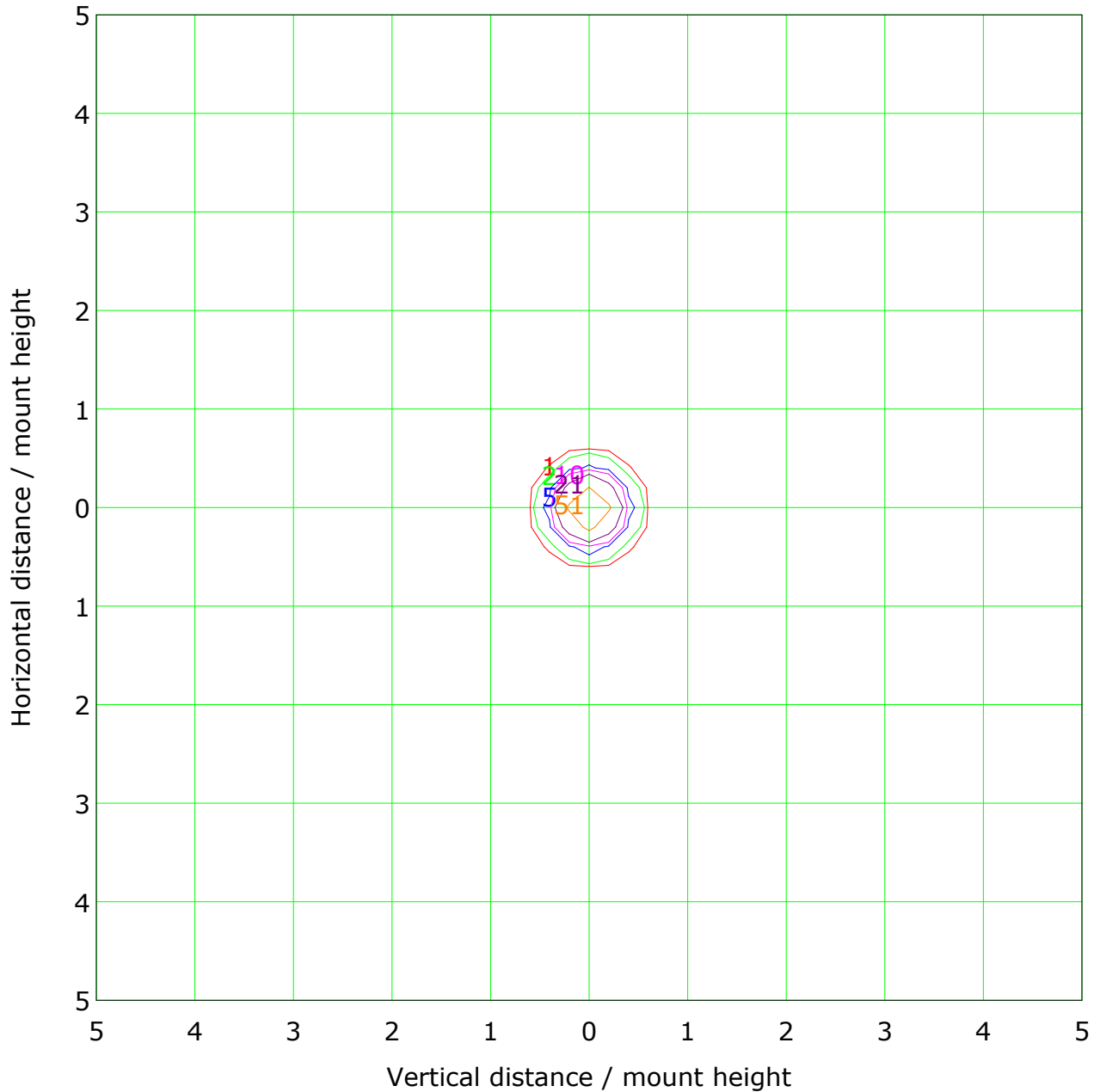
Test Device: CHL-6E

Distance: 3.000 m

Humidity:

Inspector:

IsoLux Plot



Mounting Height: 10m		Max Lux(100%): 103 lx	
(1%):	1 lx	(2%):	2 lx
(5%):	5 lx	(10%):	10 lx
(20%):	21 lx	(50%):	51 lx
(100%):	103 lx		

C Plane (°):0.0-180.0: 180.0

Test Lab:

Test Type: TYPE C

Temperature:

Operator:

Gamma Plane (°):0.0-90.0:5.0

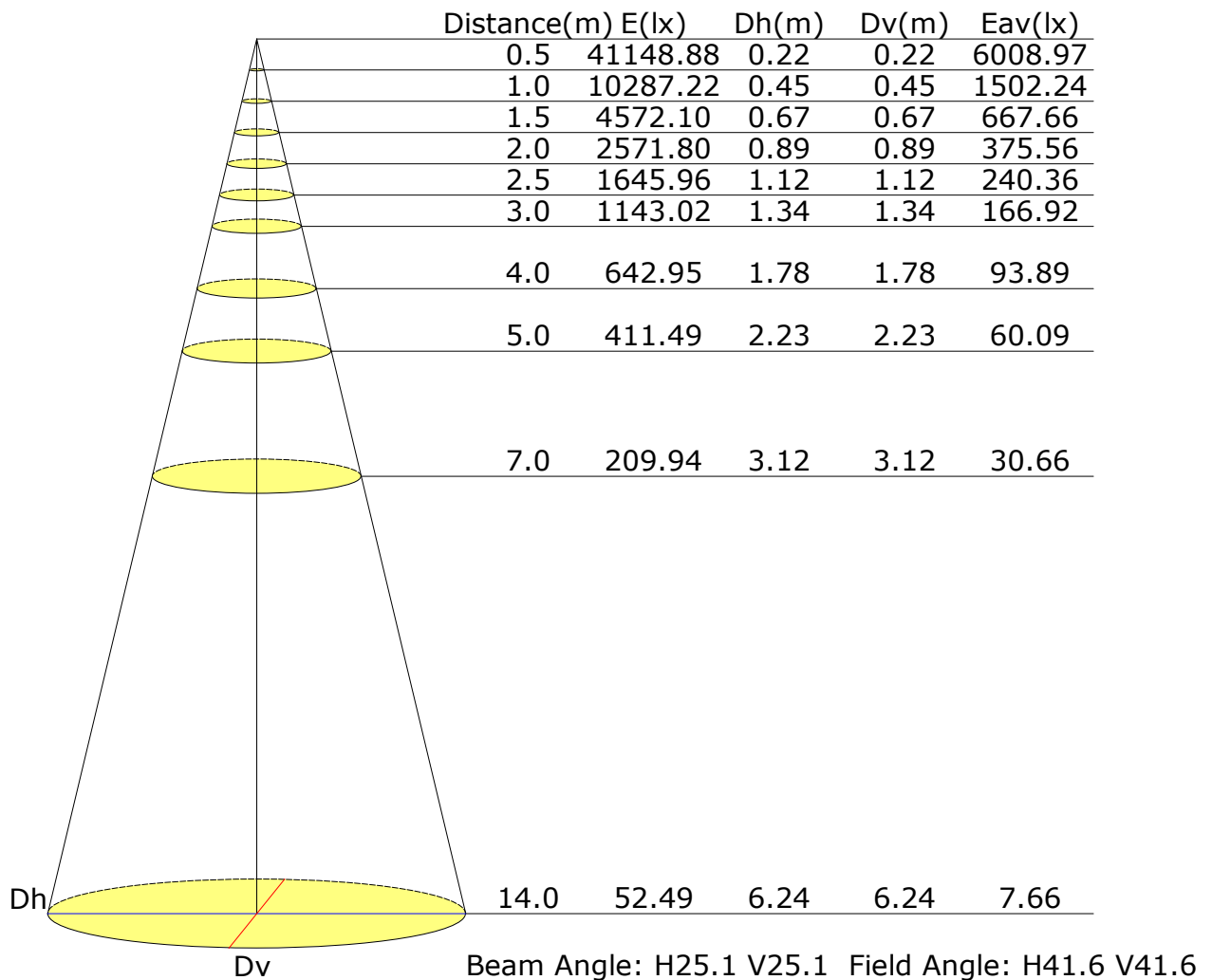
Test Device: CHL-6E

Distance: 3.000 m

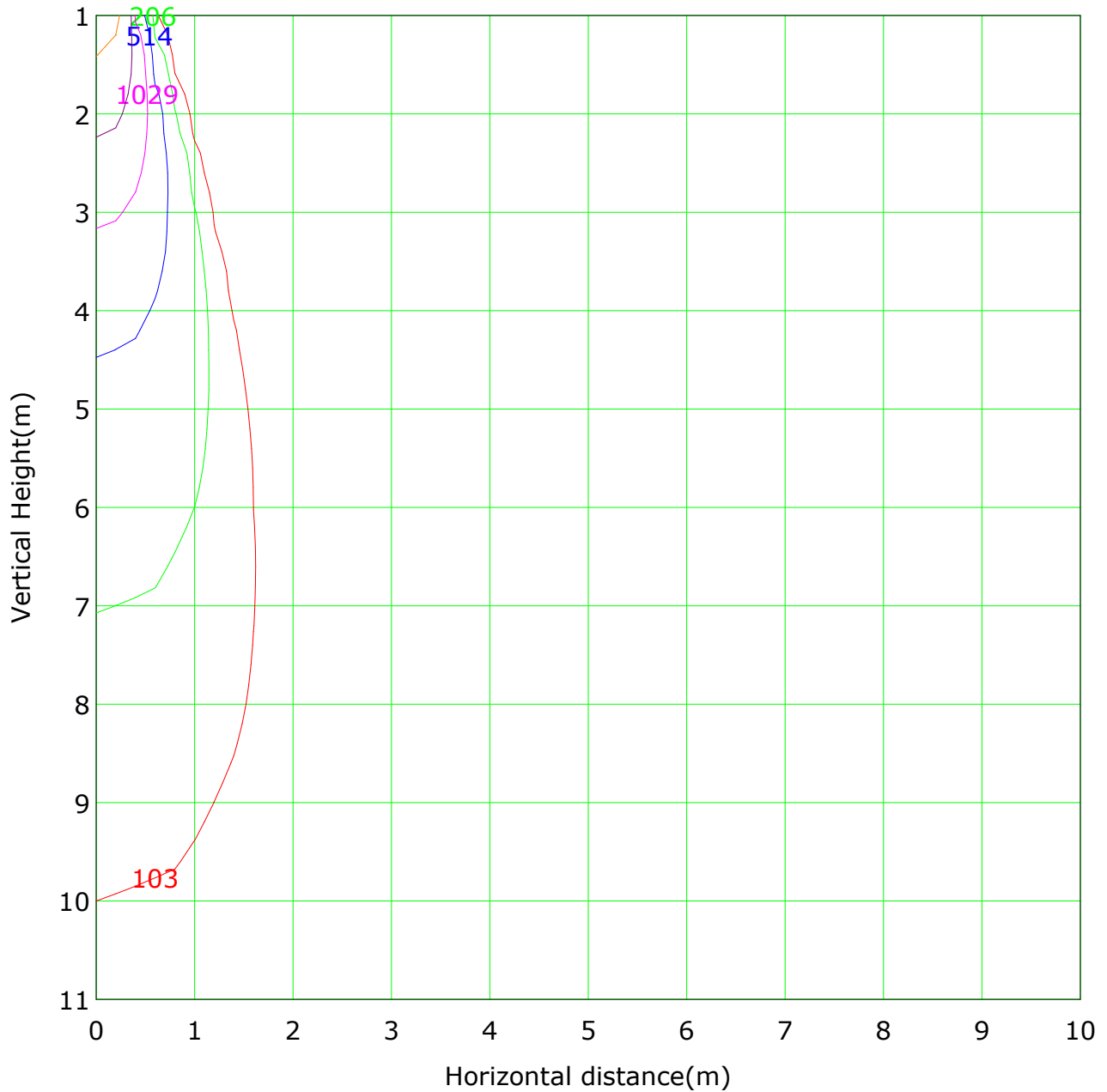
Humidity:

Inspector:

Illuminance at a Distance



Vertical IsoLux Plot



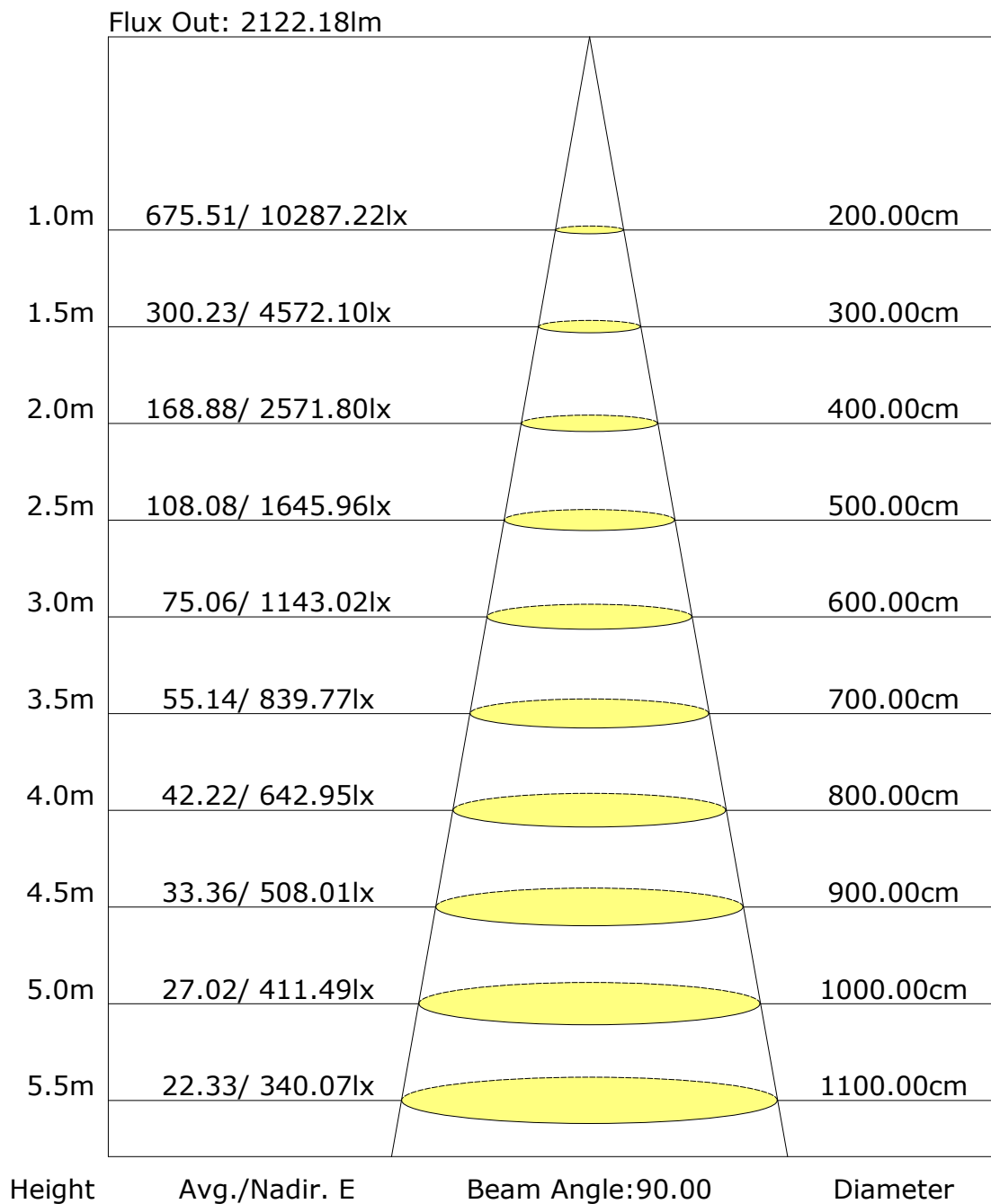
Lowest(m): 1m Highest(m): 11 Max Lux: 10287

(1%): 103 lx	(2%): 206 lx
(5%): 514 lx	(10%): 1029 lx
(20%): 2057 lx	(50%): 5144 lx
(100%): 10287 lx	

C Plane (°):0.0-180.0: 180.0
Test Lab:
Test Type: TYPE C
Temperature:
Operator:

Gamma Plane (°):0.0-90.0:5.0
Test Device: CHL-6E
Distance: 3.000 m
Humidity:
Inspector:

The average illuminance effective figure



[illegible]

Gamma Plane (°):0.0-90.0:5.0
Test Device: CHL-6E
Distance: 3.000 m
Humidity:
Inspector:

Unit: cd

Gamma Plane (°):0.0-90.0:5.0
Test Device: CHL-6E
Distance: 3.000 m
Humidity:
Inspector: