

Report No.: 93.11611 ADJ

Test Time: 2023-09-15 14:39

Luminaire Property

Luminaire Category:

Luminaire Description: Bridgelux V10A F90 3 Voltage: 223.9 V

Current: 0.155 A

Power: 19.40 W

Power Factor: 0.555

Photometric Results

CIE Class: Direct

Measurement Flux: 2159.7 lm

Downward Ratio: 100%

Horizontal Diffuse Angle(50%): H19.6

Vertical Diffuse Angle(50%): V19.6

Luminaire Efficacy Rating (LER): 111

Max. Intensity: 13896.62 cd

Total Rated Lamp Lumens: 2159.7 lm


Efficiency: 100%

Upward Ratio: 0%

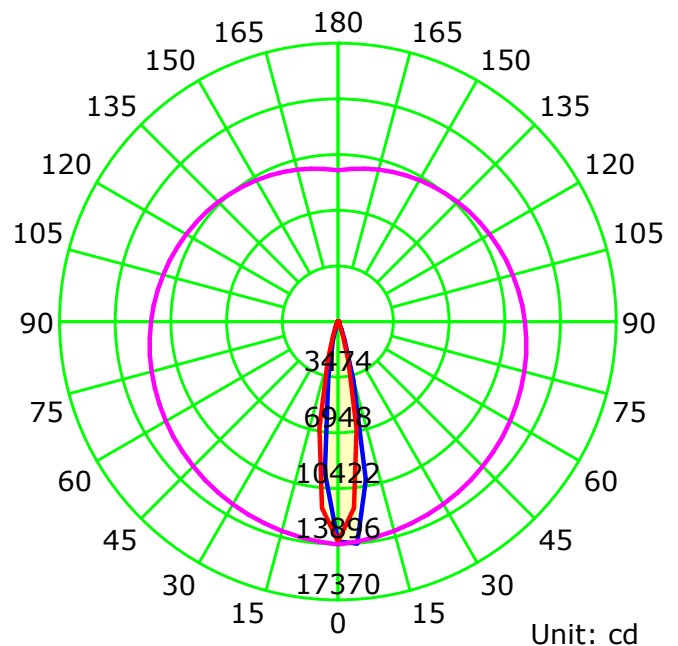
Central Intensity: 13724.4 cd

Pos of Max. Intensity: H0 V5

Picture Of Luminaire



Luminous Intensity Distribution Curve



— C0-C180 — C90-C270 — G5

C Plane (°):0.0-180.0: 180.0

Test Lab:

Test Type: TYPE C

Temperature:

Operator:

Gamma Plane (°):0.0-90.0:5.0

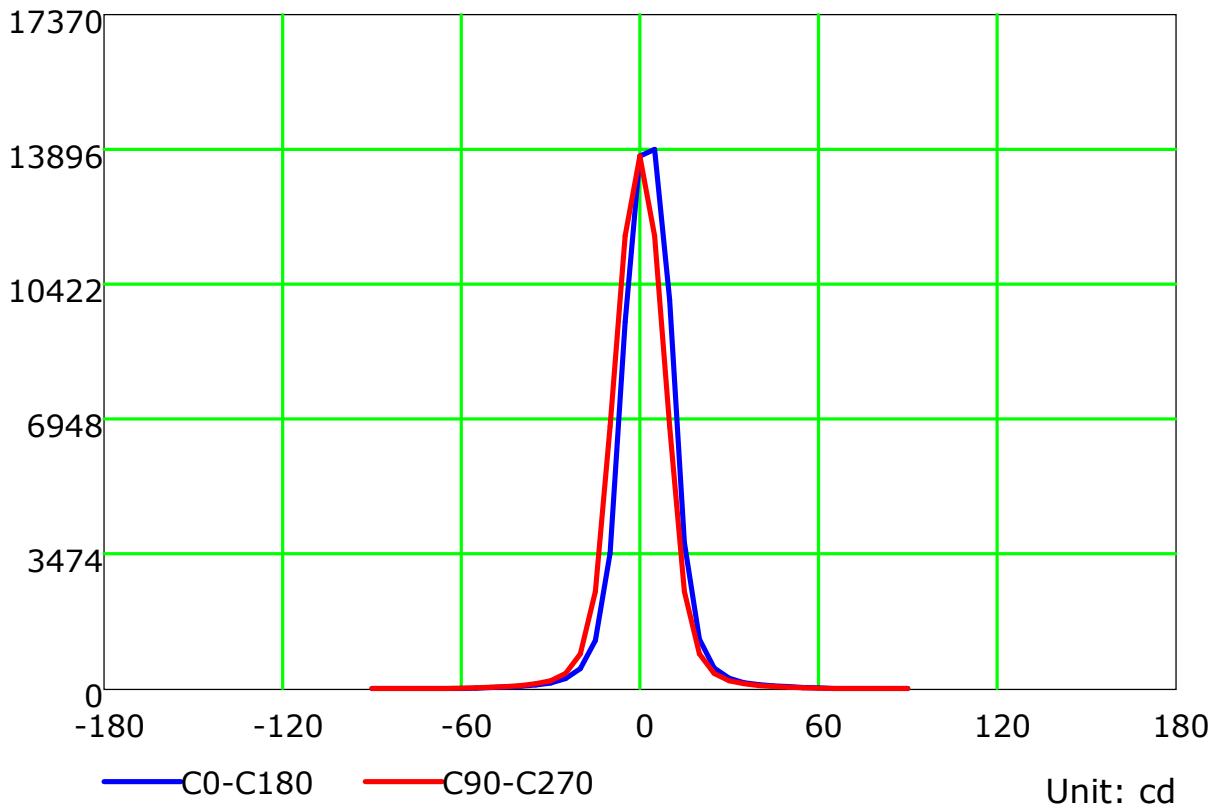
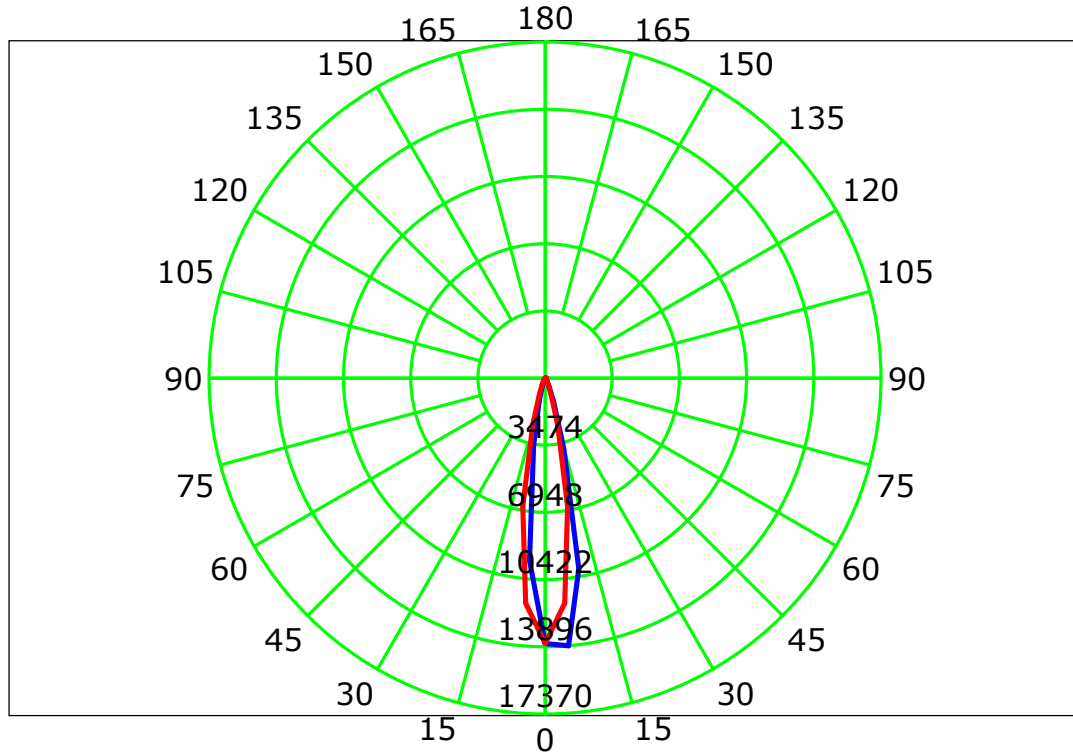
Test Device: CHL-6E

Distance: 3.000 m

Humidity:

Inspector:

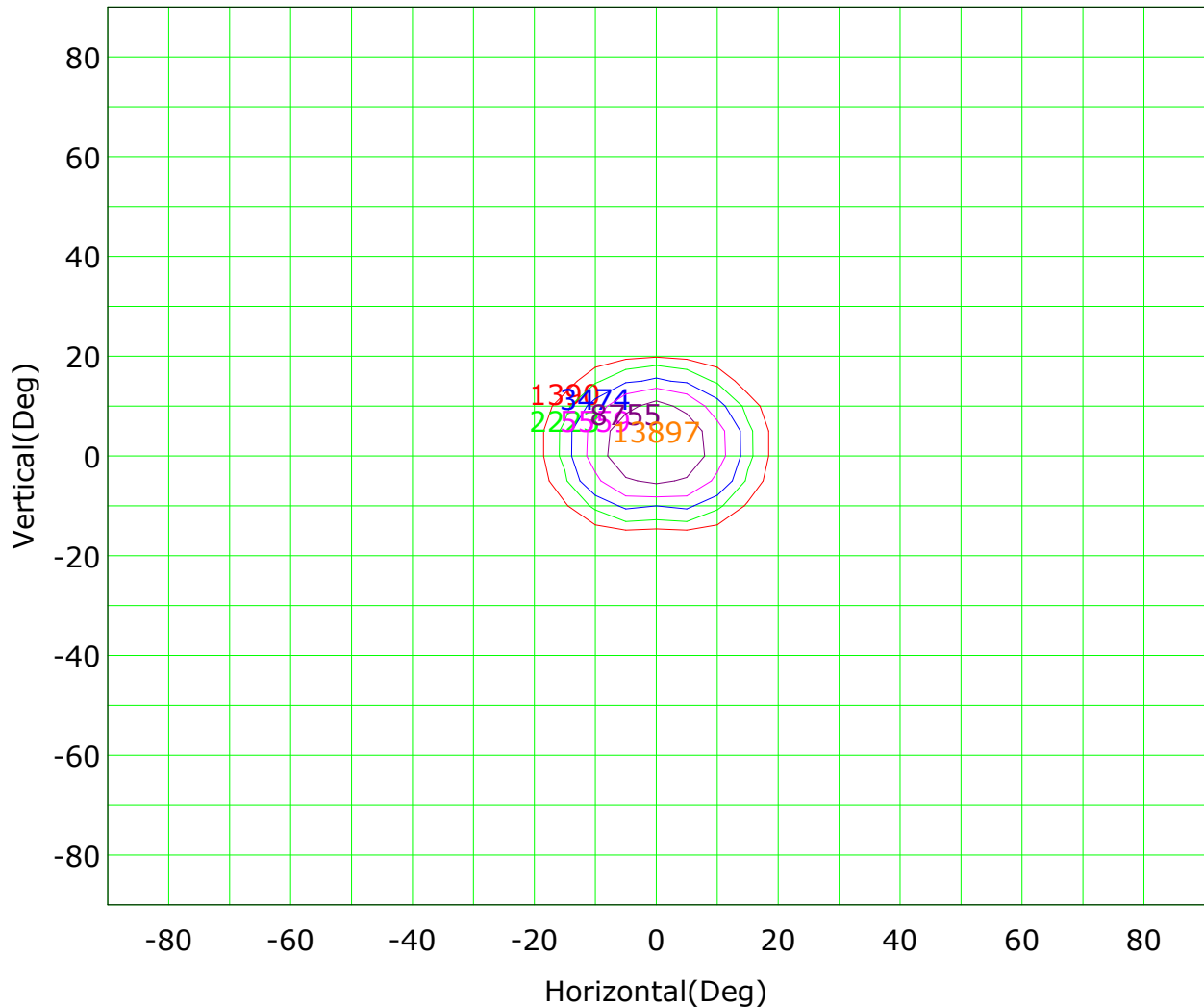
Luminous Intensity Distribution Curve



C Plane (°):0.0-180.0: 180.0
Test Lab:
Test Type: TYPE C
Temperature:
Operator:

Gamma Plane (°):0.0-90.0:5.0
Test Device: CHL-6E
Distance: 3.000 m
Humidity:
Inspector:

Isocandela (rectangle)



Imax (100%): 13897 cd

(10%): 1390 cd	(16%): 2223 cd
(25%): 3474 cd	(40%): 5559 cd
(63%): 8755 cd	(100%): 13897 cd

C Plane (°):0.0-180.0: 180.0

Test Lab:

Test Type: TYPE C

Temperature:

Operator:

Gamma Plane (°):0.0-90.0:5.0

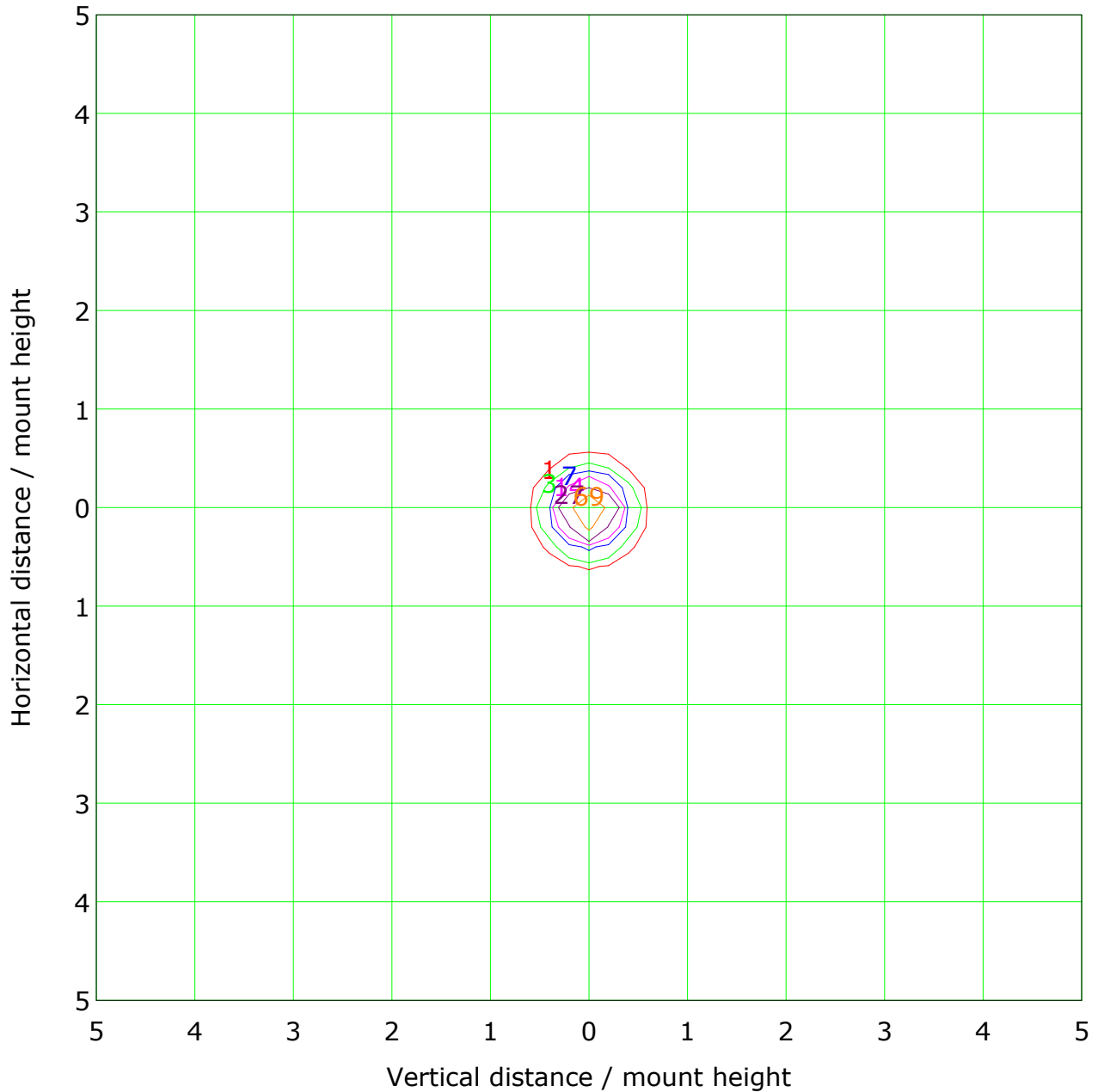
Test Device: CHL-6E

Distance: 3.000 m

Humidity:

Inspector:

IsoLux Plot



Mounting Height: 10m		Max Lux(100%): 137 lx	
— (1%):	1 lx	— (2%):	3 lx
— (5%):	7 lx	— (10%):	14 lx
— (20%):	27 lx	— (50%):	69 lx
— (100%):	137 lx		

C Plane (°):0.0-180.0: 180.0

Test Lab:

Test Type: TYPE C

Temperature:

Operator:

Gamma Plane (°):0.0-90.0:5.0

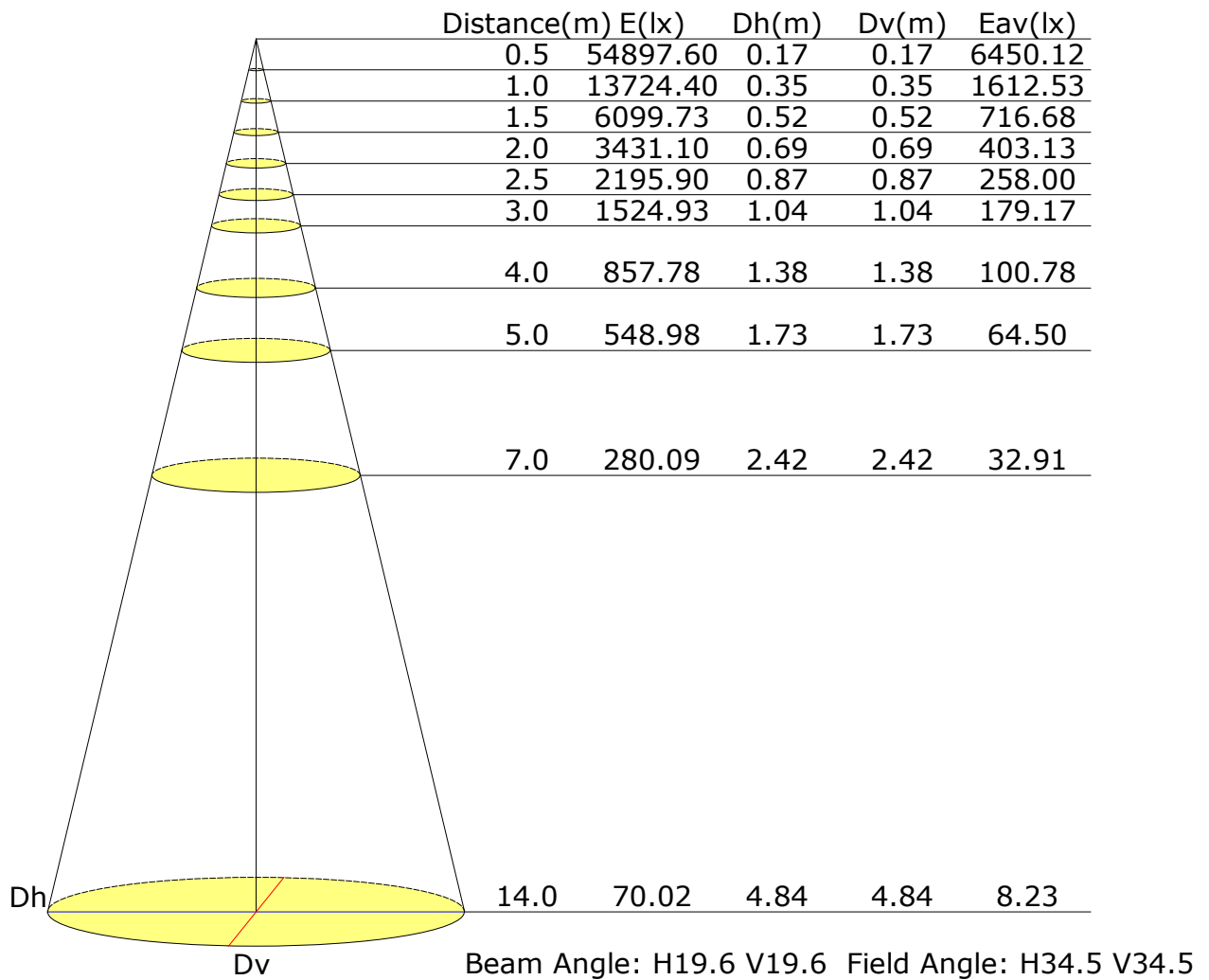
Test Device: CHL-6E

Distance: 3.000 m

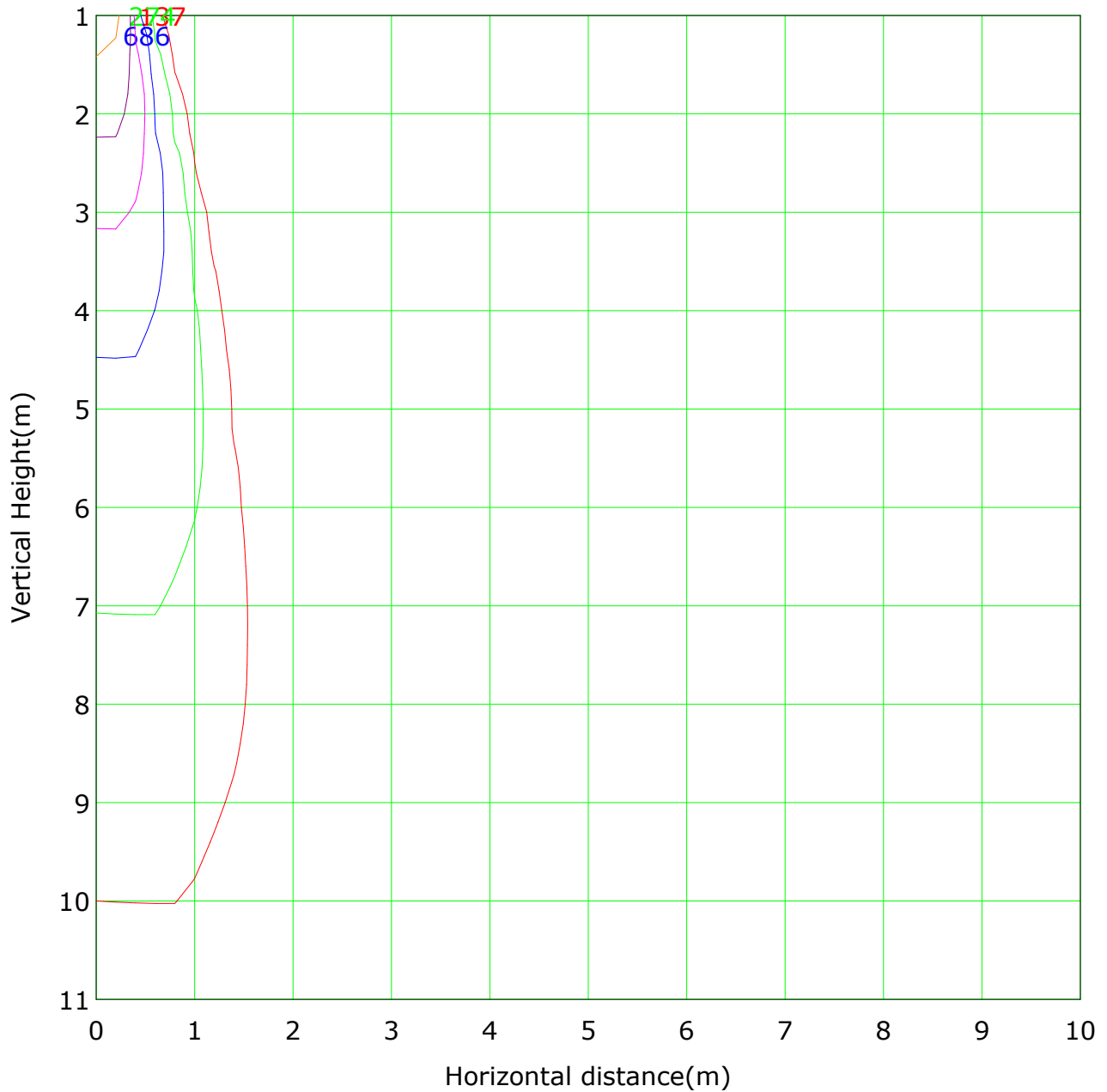
Humidity:

Inspector:

Illuminance at a Distance



Vertical IsoLux Plot



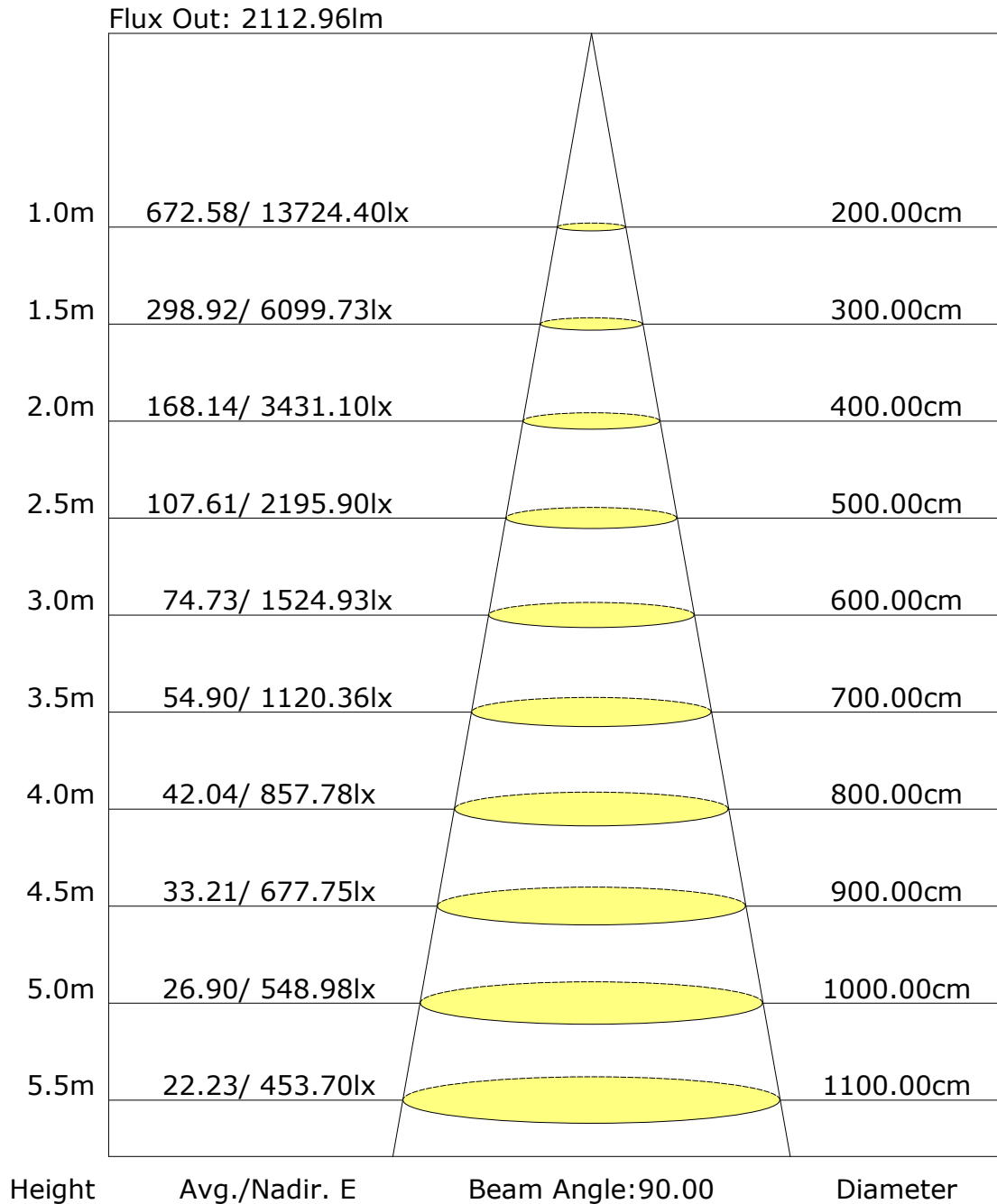
Lowest(m): 1m Highest(m): 11 Max Lux: 13724

(1%): 137 lx	(2%): 274 lx
(5%): 686 lx	(10%): 1372 lx
(20%): 2745 lx	(50%): 6862 lx
(100%): 13724 lx	

C Plane (°):0.0-180.0: 180.0
Test Lab:
Test Type: TYPE C
Temperature:
Operator:

Gamma Plane (°):0.0-90.0:5.0
Test Device: CHL-6E
Distance: 3.000 m
Humidity:
Inspector:

The average illuminance effective figure



Gamma Plane (°):0.0-90.0:5.0
Test Device: CHL-6E
Distance: 3.000 m
Humidity:
Inspector:

Unit: cd

Gamma Plane (°):0.0-90.0:5.0
Test Device: CHL-6E
Distance: 3.000 m
Humidity:
Inspector: