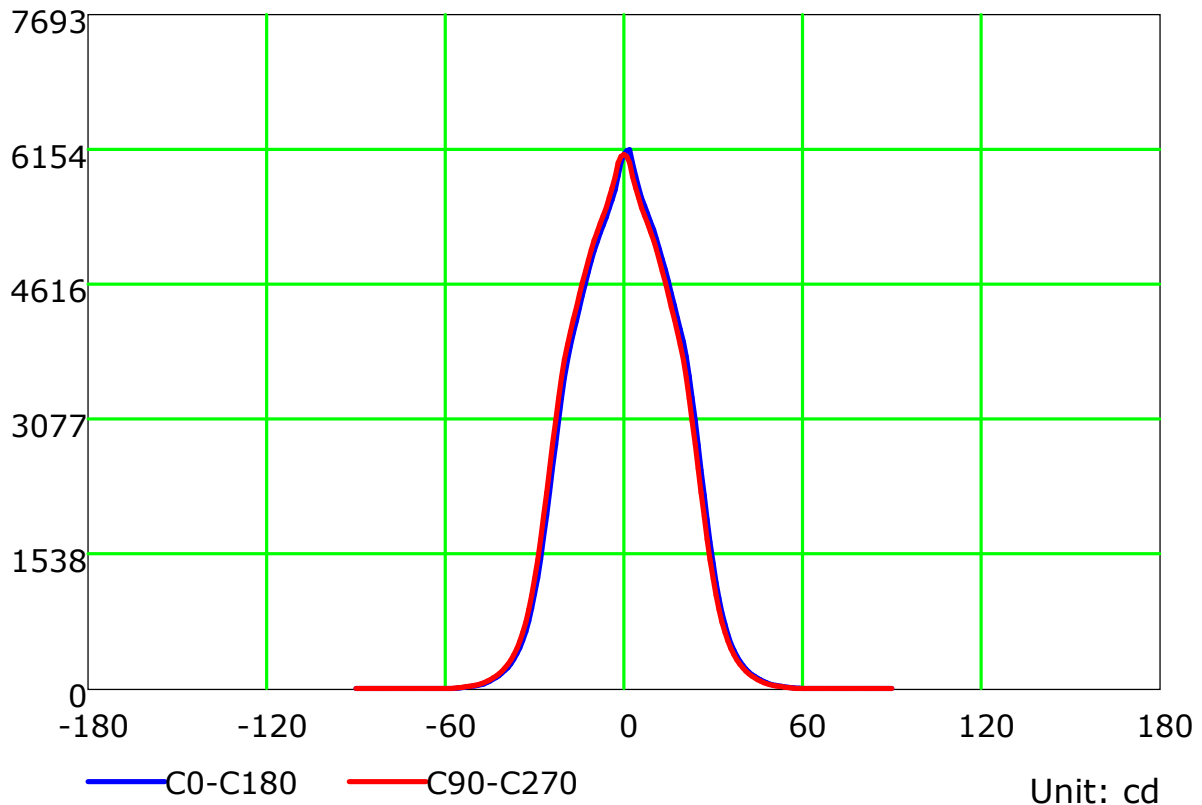
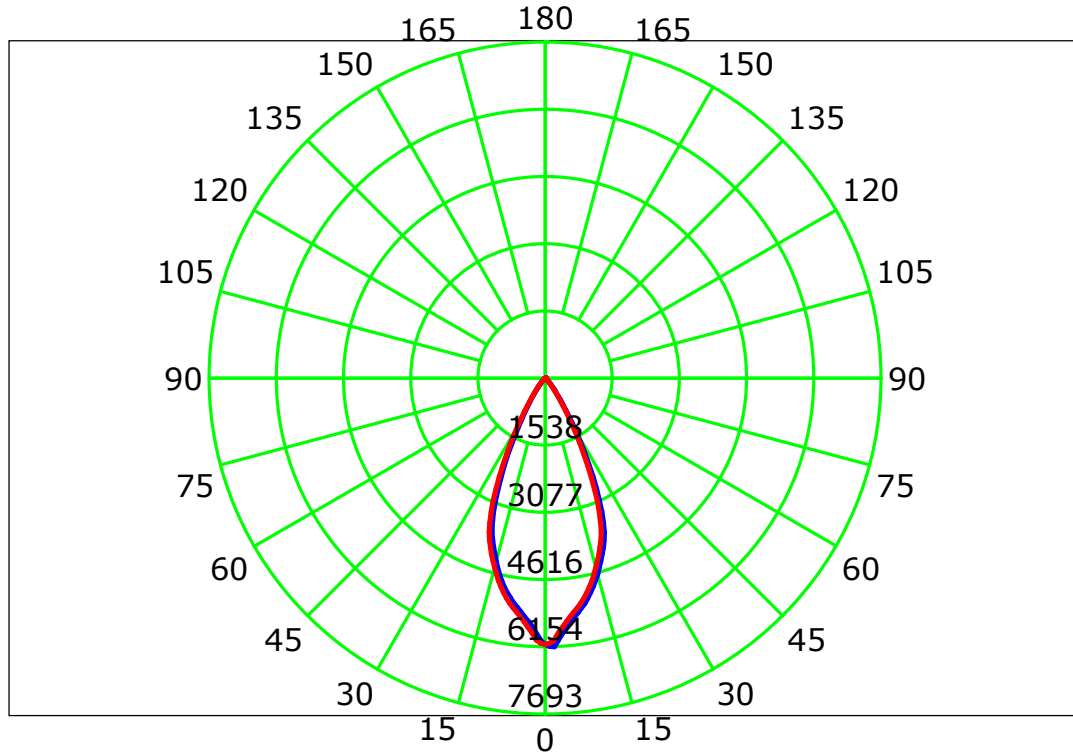


Inspector:

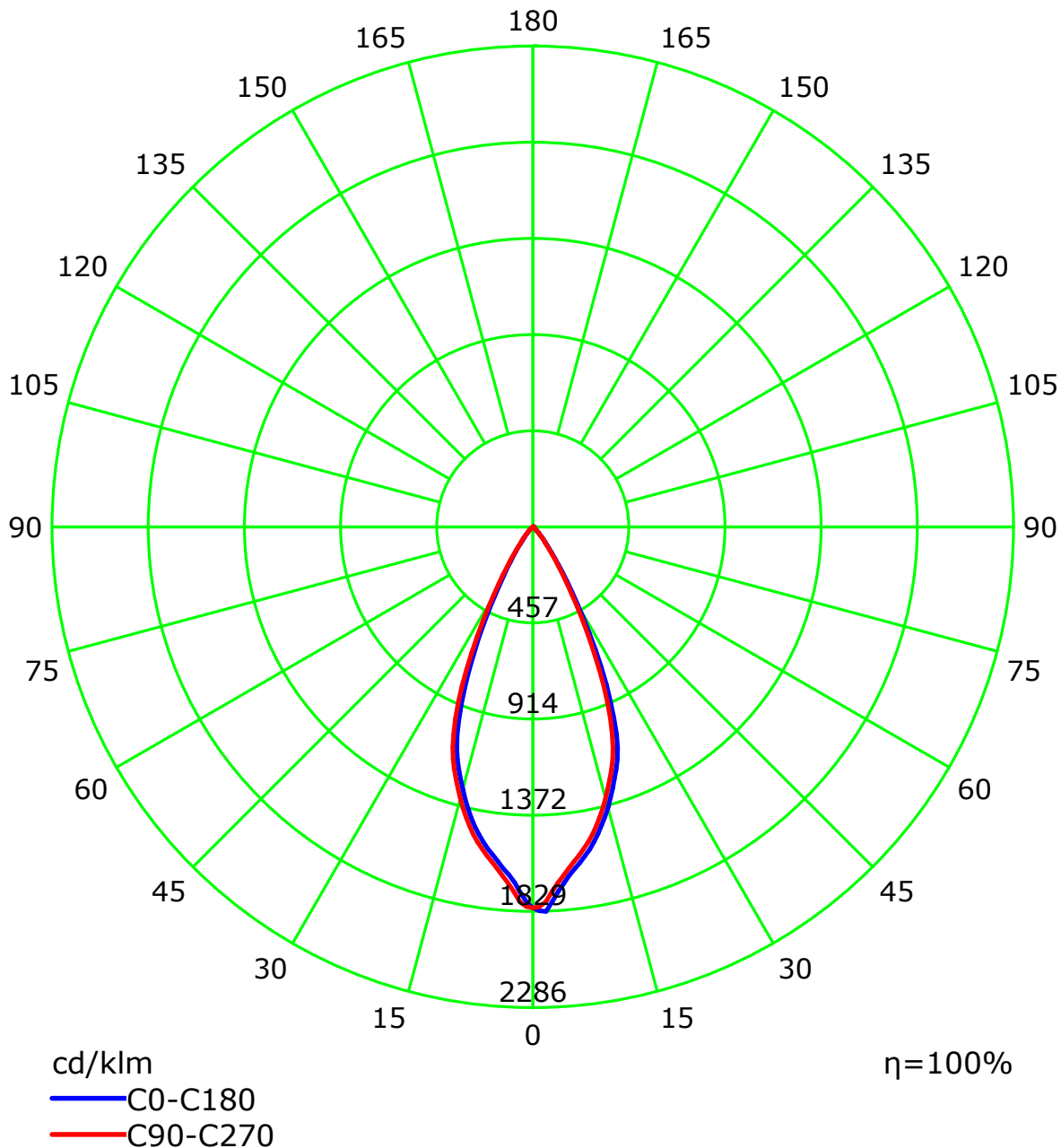
Luminous Intensity Distribution Curve



C Plane (°):0.0-180.0: 180.0
Test Lab:
Test Type: TYPE C
Temperature:
Operator:

Gamma Plane (°):0.0-90.0:1.0
Test Device: CHL-6E
Distance: 3.328 m
Humidity:
Inspector:

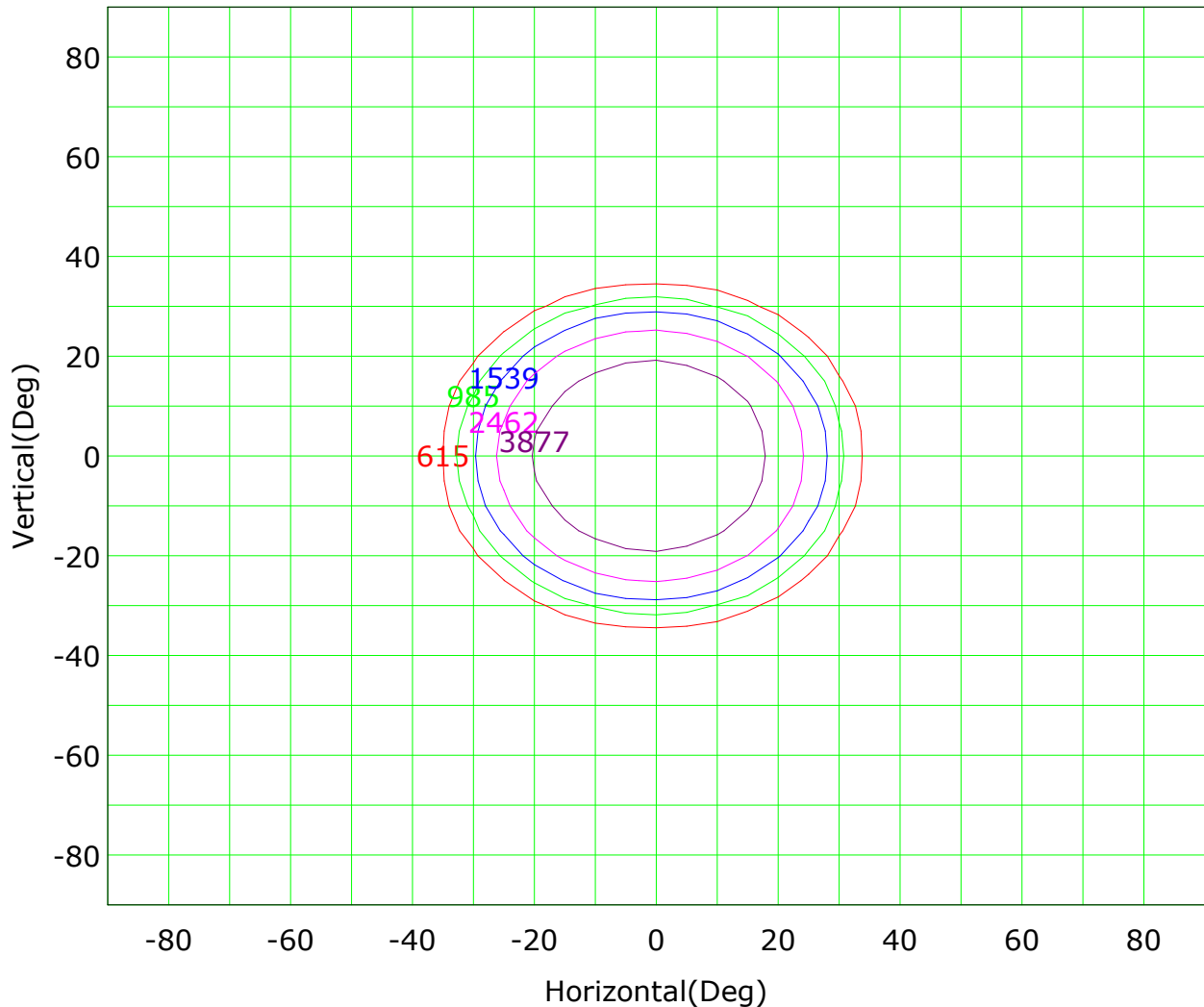
Luminous Intensity Distribution Curve(cd/klm)



C Plane (°):0.0-180.0: 180.0
Test Lab:
Test Type: TYPE C
Temperature:
Operator:

Gamma Plane (°):0.0-90.0:1.0
Test Device: CHL-6E
Distance: 3.328 m
Humidity:
Inspector:

Isocandela (rectangle)



Imax (100%): 6155 cd

(10%): 615 cd	(16%): 985 cd
(25%): 1539 cd	(40%): 2462 cd
(63%): 3877 cd	(100%): 6155 cd

C Plane (°):0.0-180.0: 180.0

Test Lab:

Test Type: TYPE C

Temperature:

Operator:

Gamma Plane (°):0.0-90.0:1.0

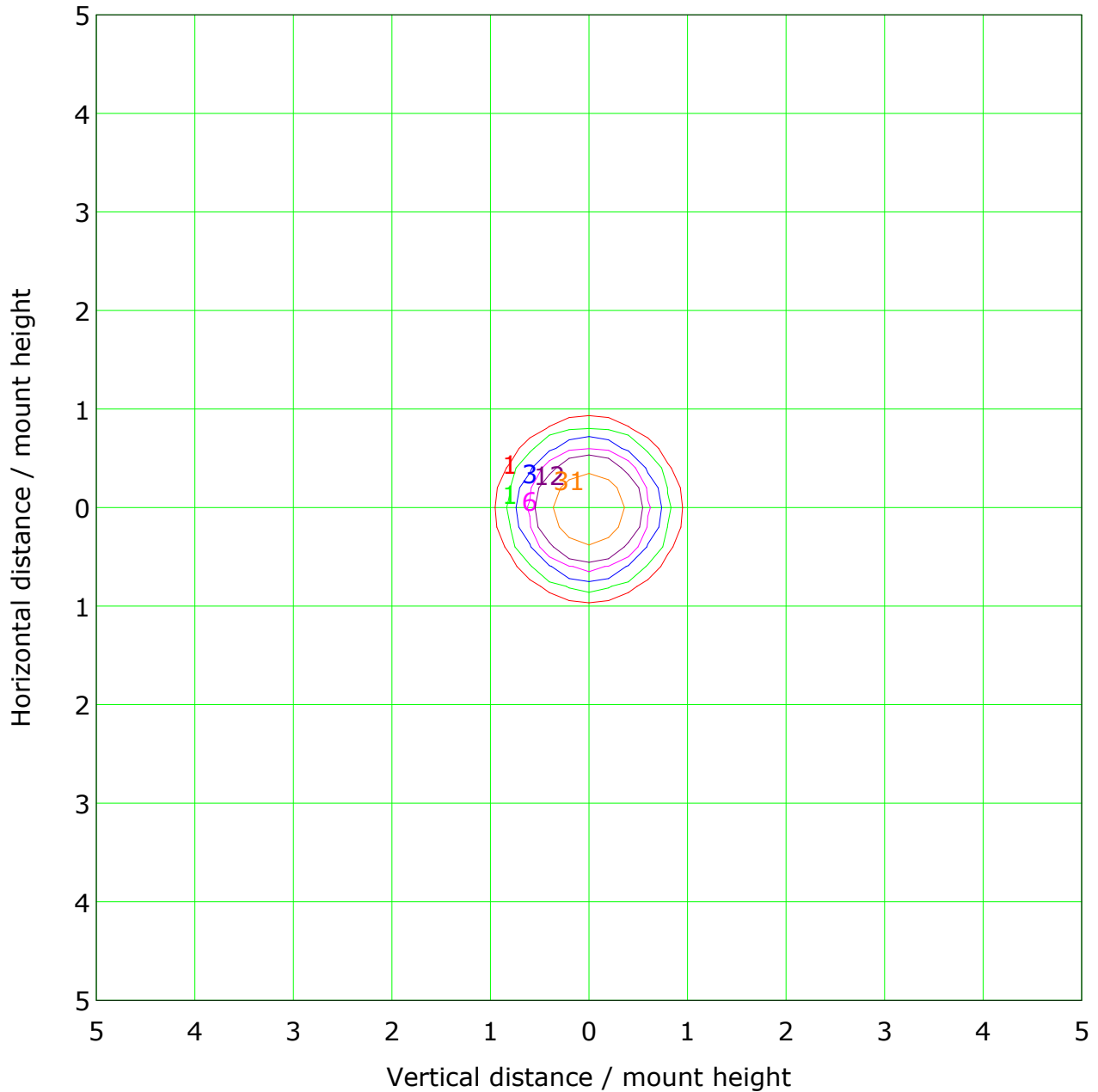
Test Device: CHL-6E

Distance: 3.328 m

Humidity:

Inspector:

IsoLux Plot



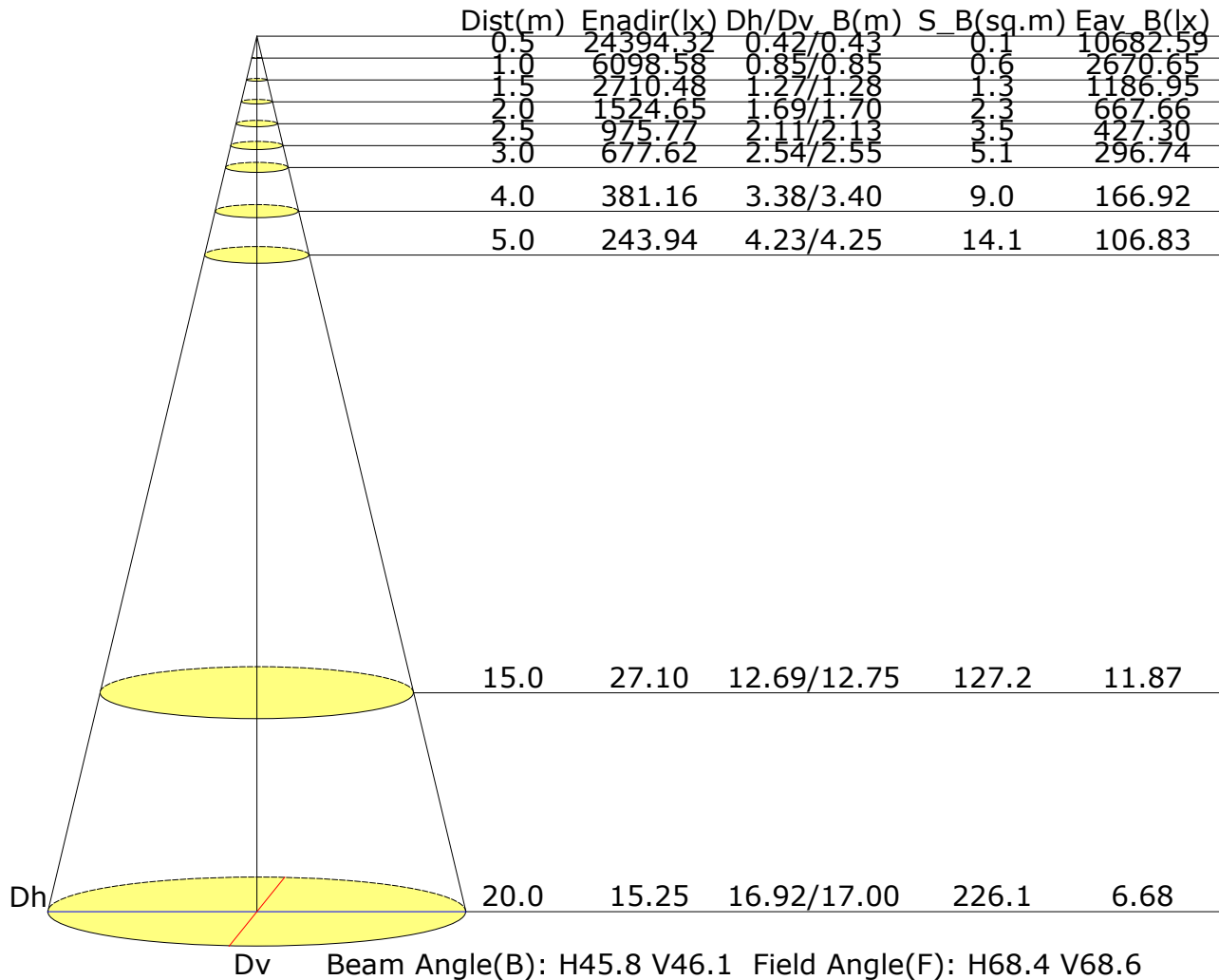
Mounting Height: 10.0m Max Lux(100%): 61.4 lx

(1%): 0.6 lx	(2%): 1.2 lx
(5%): 3.1 lx	(10%): 6.1 lx
(20%): 12.3 lx	(50%): 30.7 lx
(100%): 61.4 lx	

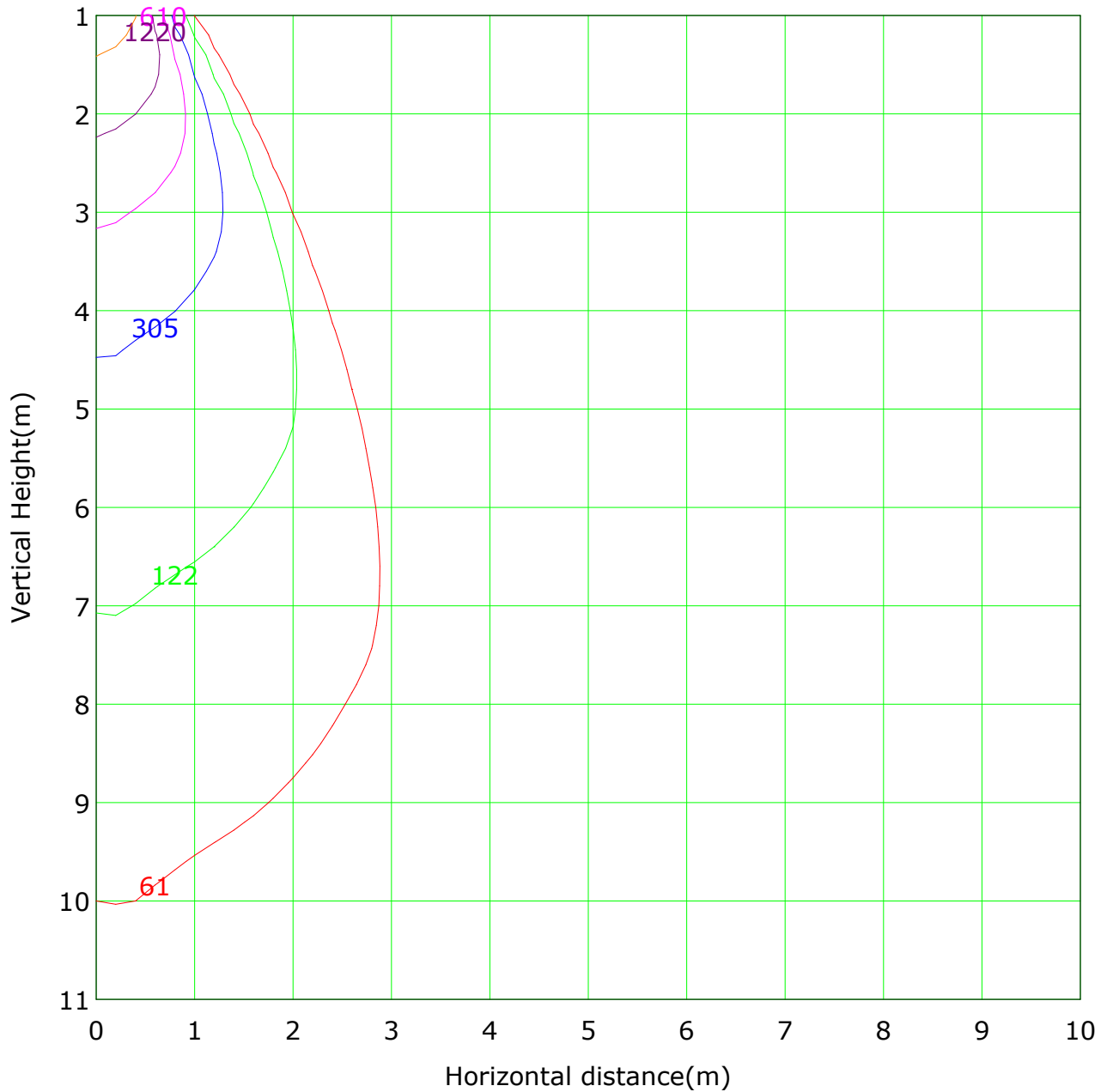
C Plane (°):0.0-180.0: 180.0
Test Lab:
Test Type: TYPE C
Temperature:
Operator:

Gamma Plane (°):0.0-90.0:1.0
Test Device: CHL-6E
Distance: 3.328 m
Humidity:
Inspector:

Illuminance at a Distance



Vertical IsoLux Plot



Lowest(m): 1.0m Highest(m): 11.0m Max Lux: 6098.6 lx

(1%): 61.0 lx	(2%): 122.0 lx
(5%): 304.9 lx	(10%): 609.9 lx
(20%): 1219.7 lx	(50%): 3049.3 lx
(100%): 6098.6 lx	

C Plane (°): 0.0-180.0: 180.0
Test Lab:
Test Type: TYPE C
Temperature:
Operator:

Gamma Plane (°): 0.0-90.0: 1.0
Test Device: CHL-6E
Distance: 3.328 m
Humidity:
Inspector:

Area Flux Table

Unit: lm

Vertical plane		-90	-80	-70	-60	-50	-40	-30	-20	-10	0	10	20	30	40	50	60	70	80	90	Flux(T)	Flux(E)
Horizontal plane	-90	0.0	0.0	0.0	0.0	0.0	0.0	0.0	0.0	0.0	0.0	0.0	0.0	0.0	0.0	0.0	0.0	0.0	0.0	0.0	0.0	0.0
	-80	0.0	0.0	0.0	0.0	0.0	0.0	0.0	0.0	0.0	0.0	0.0	0.0	0.0	0.0	0.0	0.0	0.0	0.0	0.0	0.0	0.0
	-70	0.0	0.0	0.0	0.0	0.0	0.0	0.0	0.0	0.0	0.0	0.0	0.0	0.0	0.0	0.0	0.0	0.0	0.0	0.0	0.0	0.0
	-60	0.0	0.0	0.0	0.0	0.0	0.0	0.0	0.0	0.0	0.0	0.0	0.0	0.0	0.0	0.0	0.0	0.0	0.0	0.0	0.0	0.0
	-50	0.0	0.0	0.0	0.0	0.0	0.0	0.0	0.0	0.0	0.0	0.0	0.0	0.0	0.0	0.0	0.0	0.0	0.0	0.0	0.0	0.0
	-40	0.0	0.0	0.0	0.0	0.0	0.0	0.0	0.0	0.0	0.0	0.0	0.0	0.0	0.0	0.0	0.0	0.0	0.0	0.0	0.0	0.0
	-30	0.0	0.0	0.0	0.0	0.0	0.0	0.0	0.0	0.0	0.0	0.0	0.0	0.0	0.0	0.0	0.0	0.0	0.0	0.0	0.0	0.0
	-20	0.0	0.0	0.0	0.0	0.0	0.0	0.0	0.0	0.0	0.0	0.0	0.0	0.0	0.0	0.0	0.0	0.0	0.0	0.0	0.0	0.0
	-10	0.0	0.0	0.0	0.0	0.0	0.0	0.0	0.0	0.0	0.0	0.0	0.0	0.0	0.0	0.0	0.0	0.0	0.0	0.0	0.0	0.0
	0	0.0	0.0	0.0	0.0	0.0	0.0	0.0	0.0	0.0	0.0	0.0	0.0	0.0	0.0	0.0	0.0	0.0	0.0	0.0	0.0	0.0
	10	0.0	0.0	0.0	0.0	0.0	0.0	0.0	0.0	0.0	0.0	0.0	0.0	0.0	0.0	0.0	0.0	0.0	0.0	0.0	0.0	0.0
	20	0.0	0.0	0.0	0.0	0.0	0.0	0.0	0.0	0.0	0.0	0.0	0.0	0.0	0.0	0.0	0.0	0.0	0.0	0.0	0.0	0.0
	30	0.0	0.0	0.0	0.0	0.0	0.0	0.0	0.0	0.0	0.0	0.0	0.0	0.0	0.0	0.0	0.0	0.0	0.0	0.0	0.0	0.0
	40	0.0	0.0	0.0	0.0	0.0	0.0	0.0	0.0	0.0	0.0	0.0	0.0	0.0	0.0	0.0	0.0	0.0	0.0	0.0	0.0	0.0
	50	0.0	0.0	0.0	0.0	0.0	0.0	0.0	0.0	0.0	0.0	0.0	0.0	0.0	0.0	0.0	0.0	0.0	0.0	0.0	0.0	0.0
	60	0.0	0.0	0.0	0.0	0.0	0.0	0.0	0.0	0.0	0.0	0.0	0.0	0.0	0.0	0.0	0.0	0.0	0.0	0.0	0.0	0.0
	70	0.0	0.0	0.0	0.0	0.0	0.0	0.0	0.0	0.0	0.0	0.0	0.0	0.0	0.0	0.0	0.0	0.0	0.0	0.0	0.0	0.0
	80	0.0	0.0	0.0	0.0	0.0	0.0	0.0	0.0	0.0	0.0	0.0	0.0	0.0	0.0	0.0	0.0	0.0	0.0	0.0	0.0	0.0
	90	0.0	0.0	0.0	0.0	0.0	0.0	0.0	0.0	0.0	0.0	0.0	0.0	0.0	0.0	0.0	0.0	0.0	0.0	0.0	0.0	0.0
	Flux(T)	0.0	0.0	0.0	0.0	0.8	9.4	54.6	241.6	555.3	776.3	2779.4	592.6	285.8	68.3	12.3	1.3	0.0	0.0	0.0	0.0	0.0
	Flux(E)	0.0	0.0	0.0	0.0	0.0	0.0	14.8	213.9	530.8	741.2	2757.2	569.7	258.8	29.0	0.0	0.0	0.0	0.0	0.0	0.0	0.0
	Flux(T)																					
	Flux(E)																					

C Plane (°):0.0-180.0: 180.0

Test Lab:

Test Type: TYPE C

Temperature:

Operator:

Gamma Plane (°):0.0-90.0:1.0


Test Device: CHL-6E

Distance: 3.328 m

Humidity:

Inspector:

The Average Illuminance Effective Figure



UGR Table

Reflectance:										
Ceiling (cavity)	0.7	0.7	0.5	0.5	0.3	0.7	0.7	0.5	0.5	0.3
Wall	0.5	0.3	0.5	0.3	0.3	0.5	0.3	0.5	0.3	0.3
Reference plane	0.2	0.2	0.2	0.2	0.2	0.2	0.2	0.2	0.2	0.2
Room dimensions	Viewed crosswise					Viewed endwise				
X=2H Y=2H	19.5	20.3	19.8	20.5	20.7	18.9	19.7	19.2	19.9	20.1
3H	19.4	20.1	19.7	20.3	20.5	18.8	19.5	19.1	19.7	20.0
4H	19.3	19.9	19.6	20.2	20.5	18.7	19.4	19.0	19.6	19.9
6H	19.2	19.8	19.5	20.1	20.4	18.6	19.2	19.0	19.5	19.8
8H	19.2	19.8	19.5	20.0	20.3	18.6	19.2	19.0	19.5	19.8
12H	19.1	19.7	19.5	20.0	20.3	18.6	19.1	18.9	19.4	19.7
X=4H Y=2H	19.3	19.9	19.6	20.2	20.5	18.7	19.4	19.0	19.6	19.9
3H	19.1	19.7	19.5	20.0	20.3	18.6	19.1	18.9	19.4	19.7
4H	19.1	19.5	19.4	19.9	20.2	18.5	19.0	18.9	19.3	19.7
6H	19.0	19.4	19.4	19.8	20.2	18.4	18.8	18.8	19.2	19.6
8H	18.9	19.3	19.3	19.7	20.1	18.4	18.8	18.8	19.1	19.6
12H	18.9	19.2	19.3	19.6	20.1	18.3	18.7	18.8	19.1	19.5
X=8H Y=4H	18.9	19.3	19.3	19.7	20.1	18.4	18.8	18.8	19.1	19.6
6H	18.8	19.1	19.3	19.6	20.0	18.3	18.6	18.7	19.0	19.5
8H	18.8	19.1	19.3	19.5	20.0	18.2	18.5	18.7	18.9	19.4
12H	18.7	19.0	19.2	19.4	19.9	18.2	18.4	18.7	18.9	19.4
X=12H Y=4H	18.9	19.2	19.3	19.6	20.1	18.3	18.7	18.8	19.1	19.5
6H	18.8	19.1	19.3	19.5	20.0	18.2	18.5	18.7	18.9	19.4
8H	18.7	19.0	19.2	19.4	19.9	18.2	18.4	18.7	18.9	19.4
Variations with the observer position at spacings:										
S=1.0H	+5.6/-14.5					+5.5/-15.3				
S=1.5H	+8.4/-1.\$					+8.2/-1.\$				
S=2.0H	+10.4/-1.\$					+10.2/-1.\$				

Calculate in accordance with CIE Pub.117. The table is revised with 3364lm ($8\log(F/F_0) = 4.2$).

C Plane (°):0.0-180.0: 180.0
Test Lab:
Test Type: TYPE C
Temperature:
Operator:

Gamma Plane (°):0.0-90.0:1.0
Test Device: CHL-6E
Distance: 3.328 m
Humidity:
Inspector:

ZONE	LUMENS	% LAMP LUMENS
FORWARD LIGHT	1740	51.7
FL (0°-30°)	1489	44.3
FM (30°-60°)	252	7.5
FH (60°-80°)	0	0.0
FVH (80°-90°)	0	0.0
BACK LIGHT	1624	48.3
BL (0°-30°)	1406	41.8
BM (30°-60°)	218	6.5
BH (60°-80°)	0	0.0
BVH (80°-90°)	0	0.0
UP LIGHT	0	0.0
UL (90°-100°)	0	0.0
UH (100°-180°)	0	0.0
TRAPPED LIGHT	NA	NA

BUG(Backlight,Uplight,Glare) Rating Base On TM-15-07	
Asymmetrical Luminaire Types (Type I,II,III,IV)	B3 U0 G0
Quadrilateral Symmetrical Luminaire Types (Type V,Area Light)	B3 U0 G0

Gamma Plane (°):0.0-90.0:1.0
Test Device: CHL-6E
Distance: 3.328 m
Humidity:
Inspector:

Zonal Lumen

Gamma [°]	I _{mean} [cd]	Zonal Flux [lm]	Sum Zonal Flux [lm]	Rel Zonal Flux [%]	Sum Rel Zonal Flux [%]
0.0-1.0	6086.7	5.8	5.8	0.17	0.17
1.0-2.0	6039.7	17.3	23.2	0.52	0.69
2.0-3.0	5925.9	28.3	51.5	0.84	1.53
3.0-4.0	5781.3	38.7	90.2	1.15	2.68
4.0-5.0	5659.4	48.7	138.9	1.45	4.13
5.0-6.0	5548.2	58.3	197.2	1.73	5.86
6.0-7.0	5445.0	67.6	264.8	2.01	7.87
7.0-8.0	5355.0	76.6	341.5	2.28	10.15
8.0-9.0	5264.6	85.3	426.8	2.54	12.69
9.0-10.0	5167.6	93.5	520.3	2.78	15.47
10.0-11.0	5063.2	101.2	621.5	3.01	18.47
11.0-12.0	4948.6	108.2	729.7	3.22	21.69
12.0-13.0	4826.1	114.5	844.2	3.40	25.10
13.0-14.0	4698.3	120.3	964.5	3.58	28.67
14.0-15.0	4564.9	125.3	1089.9	3.73	32.40
15.0-16.0	4425.9	129.7	1219.6	3.86	36.25
16.0-17.0	4286.0	133.5	1353.1	3.97	40.22
17.0-18.0	4144.8	136.7	1489.7	4.06	44.28
18.0-19.0	3999.9	139.2	1628.9	4.14	48.42
19.0-20.0	3840.3	140.6	1769.5	4.18	52.60
20.0-21.0	3652.0	140.3	1909.7	4.17	56.77
21.0-22.0	3431.4	137.9	2047.6	4.10	60.87
22.0-23.0	3184.9	133.7	2181.3	3.97	64.84
23.0-24.0	2923.4	127.8	2309.1	3.80	68.64
24.0-25.0	2651.9	120.6	2429.7	3.58	72.23
25.0-26.0	2376.1	112.2	2541.9	3.33	75.56
26.0-27.0	2102.5	102.9	2644.8	3.06	78.62
27.0-28.0	1836.0	93.0	2737.7	2.76	81.38
28.0-29.0	1587.6	83.1	2820.8	2.47	83.85
29.0-30.0	1363.2	73.6	2894.4	2.19	86.04
30.0-31.0	1160.9	64.6	2959.0	1.92	87.96
31.0-32.0	984.2	56.4	3015.4	1.68	89.64
32.0-33.0	832.4	49.0	3064.5	1.46	91.09
33.0-34.0	701.9	42.5	3107.0	1.26	92.36
34.0-35.0	591.8	36.8	3143.7	1.09	93.45
35.0-36.0	500.2	31.9	3175.6	0.95	94.40

C Plane (°):0.0-180.0: 180.0
Test Lab:
Test Type: TYPE C
Temperature:
Operator:

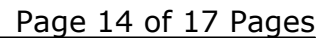
Gamma Plane (°):0.0-90.0:1.0
Test Device: CHL-6E
Distance: 3.328 m
Humidity:
Inspector:

Zonal Lumen (Continue 1)

Gamma [°]	I _{mean} [cd]	Zonal Flux [lm]	Sum Zonal Flux [lm]	Rel Zonal Flux [%]	Sum Rel Zonal Flux [%]
36.0-37.0	422.6	27.6	3203.1	0.82	95.22
37.0-38.0	356.5	23.8	3227.0	0.71	95.92
38.0-39.0	302.3	20.6	3247.6	0.61	96.54
39.0-40.0	257.1	17.9	3265.5	0.53	97.07
40.0-41.0	218.2	15.5	3281.1	0.46	97.53
41.0-42.0	185.4	13.5	3294.5	0.40	97.93
42.0-43.0	158.0	11.7	3306.2	0.35	98.28
43.0-44.0	134.3	10.1	3316.4	0.30	98.58
44.0-45.0	112.8	8.7	3325.1	0.26	98.84
45.0-46.0	93.5	7.3	3332.4	0.22	99.06
46.0-47.0	76.7	6.1	3338.5	0.18	99.24
47.0-48.0	62.3	5.0	3343.5	0.15	99.39
48.0-49.0	51.1	4.2	3347.7	0.12	99.51
49.0-50.0	41.8	3.5	3351.2	0.10	99.62
50.0-51.0	34.6	2.9	3354.1	0.09	99.70
51.0-52.0	29.0	2.5	3356.6	0.07	99.78
52.0-53.0	24.6	2.1	3358.7	0.06	99.84
53.0-54.0	19.6	1.7	3360.5	0.05	99.89
54.0-55.0	14.0	1.3	3361.7	0.04	99.93
55.0-56.0	10.6	1.0	3362.7	0.03	99.96
56.0-57.0	7.5	0.7	3363.4	0.02	99.98
57.0-58.0	4.4	0.4	3363.8	0.01	99.99
58.0-59.0	2.5	0.2	3364.0	0.01	100.00
59.0-60.0	0.9	0.1	3364.1	0.00	100.00
60.0-61.0	0.0	0.0	3364.1	0.00	100.00
61.0-62.0	0.0	0.0	3364.1	0.00	100.00
62.0-63.0	0.0	0.0	3364.1	0.00	100.00
63.0-64.0	0.0	0.0	3364.1	0.00	100.00
64.0-65.0	0.0	0.0	3364.1	0.00	100.00
65.0-66.0	0.0	0.0	3364.1	0.00	100.00
66.0-67.0	0.0	0.0	3364.1	0.00	100.00
67.0-68.0	0.0	0.0	3364.1	0.00	100.00
68.0-69.0	0.0	0.0	3364.1	0.00	100.00
69.0-70.0	0.0	0.0	3364.1	0.00	100.00
70.0-71.0	0.0	0.0	3364.1	0.00	100.00
71.0-72.0	0.0	0.0	3364.1	0.00	100.00

C Plane (°):0.0-180.0: 180.0
Test Lab:
Test Type: TYPE C
Temperature:
Operator:

Gamma Plane (°):0.0-90.0:1.0
Test Device: CHL-6E
Distance: 3.328 m
Humidity:
Inspector:



Gamma Plane (°):0.0-90.0:1.0
Test Device: CHL-6E
Distance: 3.328 m
Humidity:
Inspector:

Candlepower Table

Unit: cd

G\C	C0.0	C180.0								
G0.0	6098.6	6098.6								
G1.0	6142.2	6007.6								
G2.0	6154.7	5854.2								
G3.0	5998.9	5695.9								
G4.0	5850.5	5580.0								
G5.0	5722.1	5485.2								
G6.0	5604.9	5380.5								
G7.0	5508.9	5285.8								
G8.0	5422.9	5202.2								
G9.0	5330.6	5102.5								
G10.0	5238.4	4999.0								
G11.0	5129.9	4885.6								
G12.0	5017.7	4760.9								
G13.0	4898.1	4627.5								
G14.0	4779.6	4487.9								
G15.0	4650.0	4342.1								
G16.0	4511.6	4199.9								
G17.0	4373.2	4059.1								
G18.0	4234.9	3912.0								
G19.0	4104.0	3748.7								
G20.0	3960.6	3547.9								
G21.0	3787.3	3312.3								
G22.0	3570.4	3055.5								
G23.0	3322.3	2791.2								
G24.0	3059.3	2520.7								
G25.0	2782.5	2245.2								
G26.0	2495.8	1980.9								
G27.0	2207.8	1725.3								
G28.0	1932.3	1478.5								
G29.0	1673.0	1266.6								
G30.0	1429.9	1083.3								
G31.0	1213.0	917.5								
G32.0	1032.2	774.2								
G33.0	870.2	653.2								
G34.0	733.0	551.0								
G35.0	617.1	466.2								
G36.0	518.6	398.9								

C Plane (°):0.0-180.0: 180.0

Test Lab:

Test Type: TYPE C

Temperature:

Operator:

Gamma Plane (°):0.0-90.0:1.0

Test Device: CHL-6E

Distance: 3.328 m

Humidity:

Inspector:

Candlepower Table (Continue 1)

Unit: cd

G\C	C0.0	C180.0								
G37.0	437.6	335.4								
G38.0	370.3	283.0								
G39.0	315.4	240.6								
G40.0	265.5	206.9								
G41.0	224.4	175.8								
G42.0	192.0	149.6								
G43.0	163.3	127.2								
G44.0	139.6	107.2								
G45.0	118.4	86.0								
G46.0	99.7	69.8								
G47.0	83.5	53.6								
G48.0	67.3	44.9								
G49.0	53.6	38.7								
G50.0	42.4	32.4								
G51.0	37.4	26.2								
G52.0	29.9	22.4								
G53.0	27.4	18.7								
G54.0	20.0	12.5								
G55.0	16.2	7.5								
G56.0	12.5	6.2								
G57.0	8.7	2.5								
G58.0	6.2	0.0								
G59.0	3.7	0.0								
G60.0	0.0	0.0								
G61.0	0.0	0.0								
G62.0	0.0	0.0								
G63.0	0.0	0.0								
G64.0	0.0	0.0								
G65.0	0.0	0.0								
G66.0	0.0	0.0								
G67.0	0.0	0.0								
G68.0	0.0	0.0								
G69.0	0.0	0.0								
G70.0	0.0	0.0								
G71.0	0.0	0.0								
G72.0	0.0	0.0								
G73.0	0.0	0.0								

C Plane (°):0.0-180.0: 180.0

Test Lab:

Test Type: TYPE C

Temperature:

Operator:

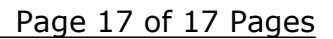
Gamma Plane (°):0.0-90.0:1.0

Test Device: CHL-6E

Distance: 3.328 m

Humidity:

Inspector:



Unit: cd

Gamma Plane (°):0.0-90.0:1.0
Test Device: CHL-6E
Distance: 3.328 m
Humidity:
Inspector: