

Report No.: AX_TL_FL_25W_073

Test Time: 2023-09-13 16:04

Luminaire Property

Luminaire Category: Bridgelux V10A F90 3000K CRI90

Voltage: 219.1 V

Current: 0.114 A

Power: 24.50 W

Power Factor: 0.977

Photometric Results

CIE Class: Direct

Measurement Flux: 2839.2 lm

Downward Ratio: 100%

Horizontal Diffuse Angle(50%): H14.2

Vertical Diffuse Angle(50%): V14.2

Luminaire Efficacy Rating (LER): 116

Max. Intensity: 34651.86 cd

Total Rated Lamp Lumens: 2839.2 lm


Efficiency: 100%

Upward Ratio: 0%

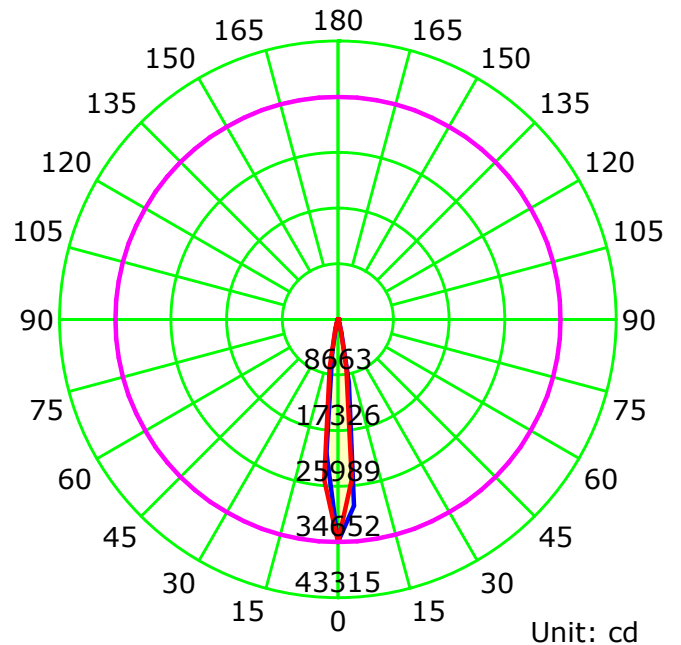
Central Intensity: 34651.86 cd

Pos of Max. Intensity: H0 V0

Picture Of Luminaire



Luminous Intensity Distribution Curve



— C0-C180 — C90-C270 — G0

C Plane (°):0.0-180.0: 180.0

Test Lab:

Test Type: TYPE C

Temperature:

Operator:

Gamma Plane (°):0.0-90.0:5.0

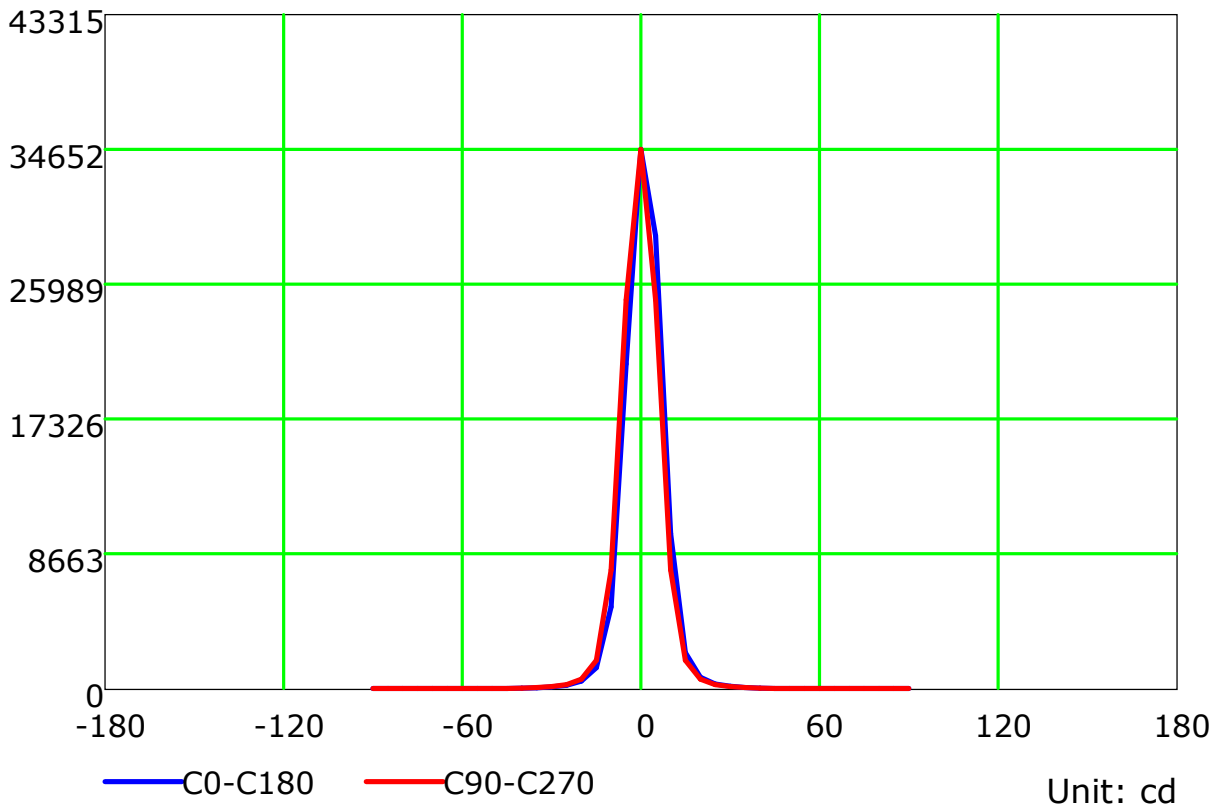
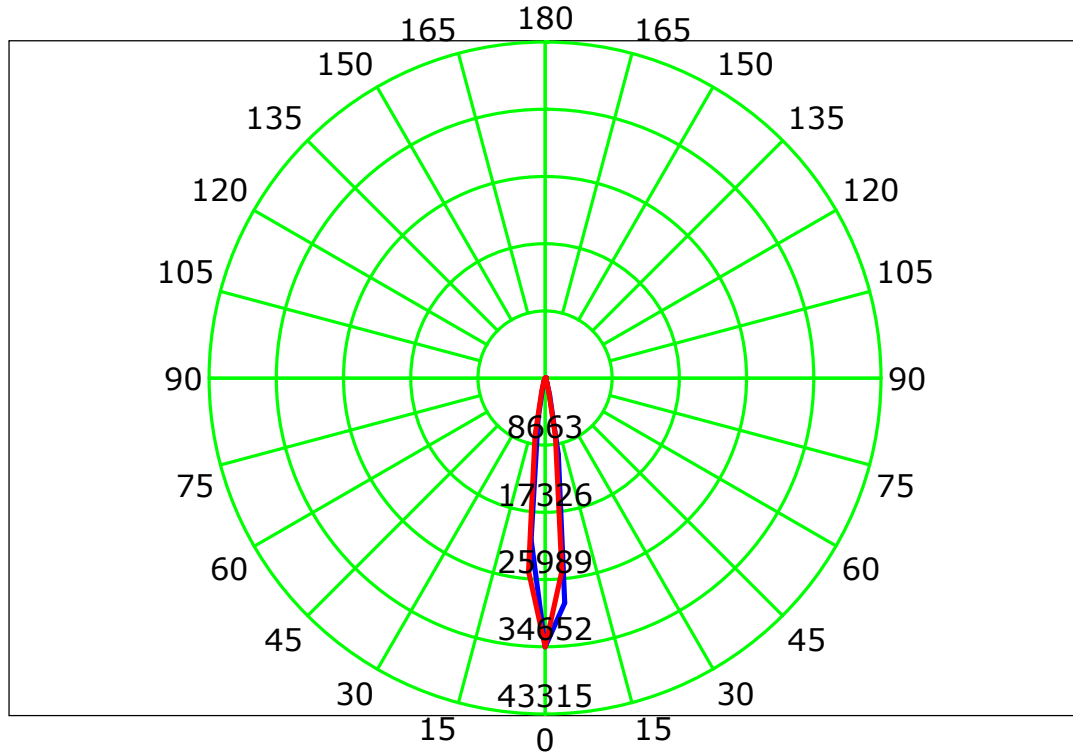
Test Device: CHL-6E

Distance: 3.000 m

Humidity:

Inspector:

Luminous Intensity Distribution Curve



C Plane (°):0.0-180.0: 180.0

Test Lab:

Test Type: TYPE C

Temperature:

Operator:

Gamma Plane (°):0.0-90.0:5.0

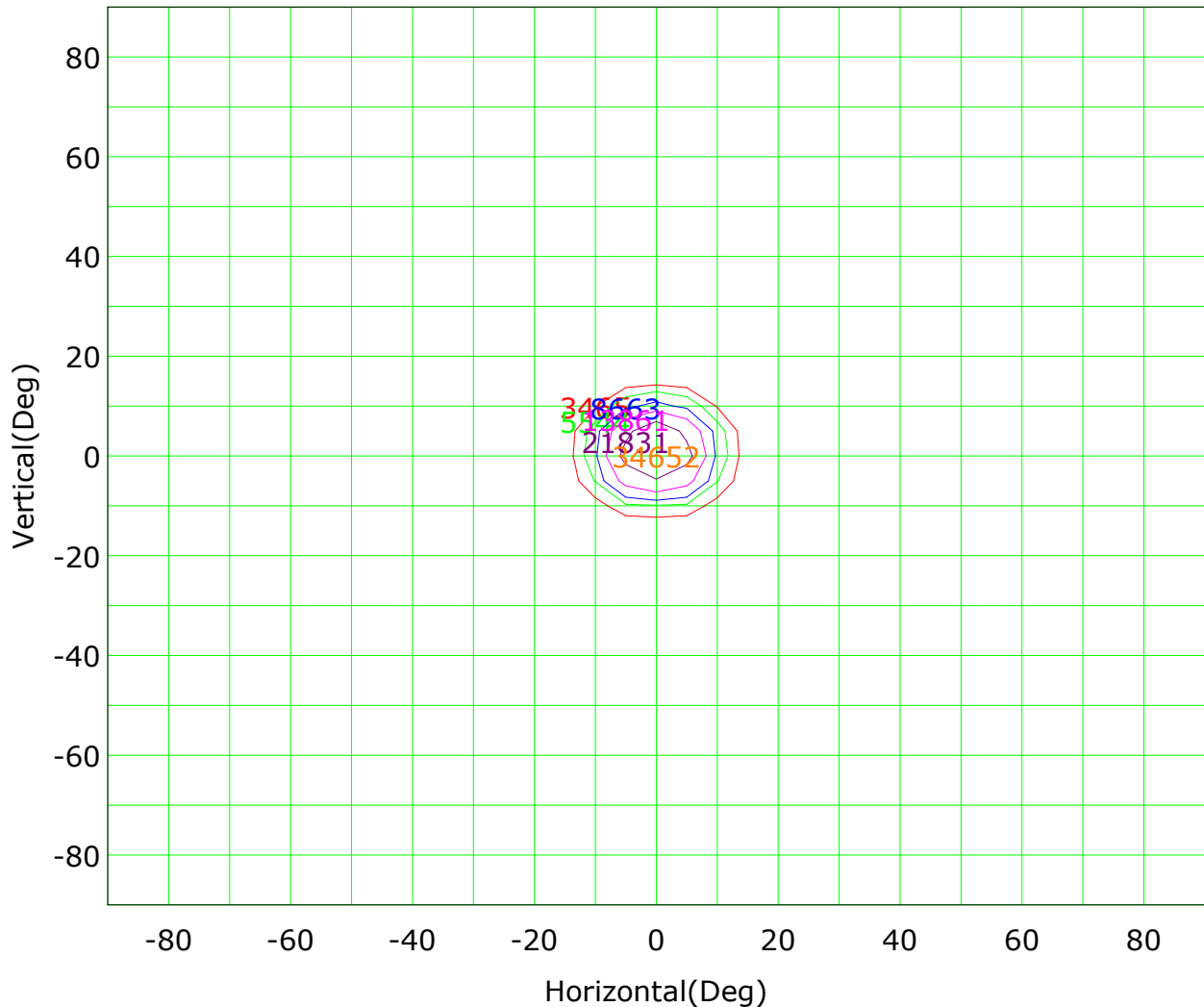
Test Device: CHL-6E

Distance: 3.000 m

Humidity:

Inspector:

Isocandela (rectangle)



Imax (100%): 34652 cd

(10%): 3465 cd	(16%): 5544 cd
(25%): 8663 cd	(40%): 13861 cd
(63%): 21831 cd	(100%): 34652 cd

C Plane (°):0.0-180.0: 180.0

Test Lab:

Test Type: TYPE C

Temperature:

Operator:

Gamma Plane (°):0.0-90.0:5.0

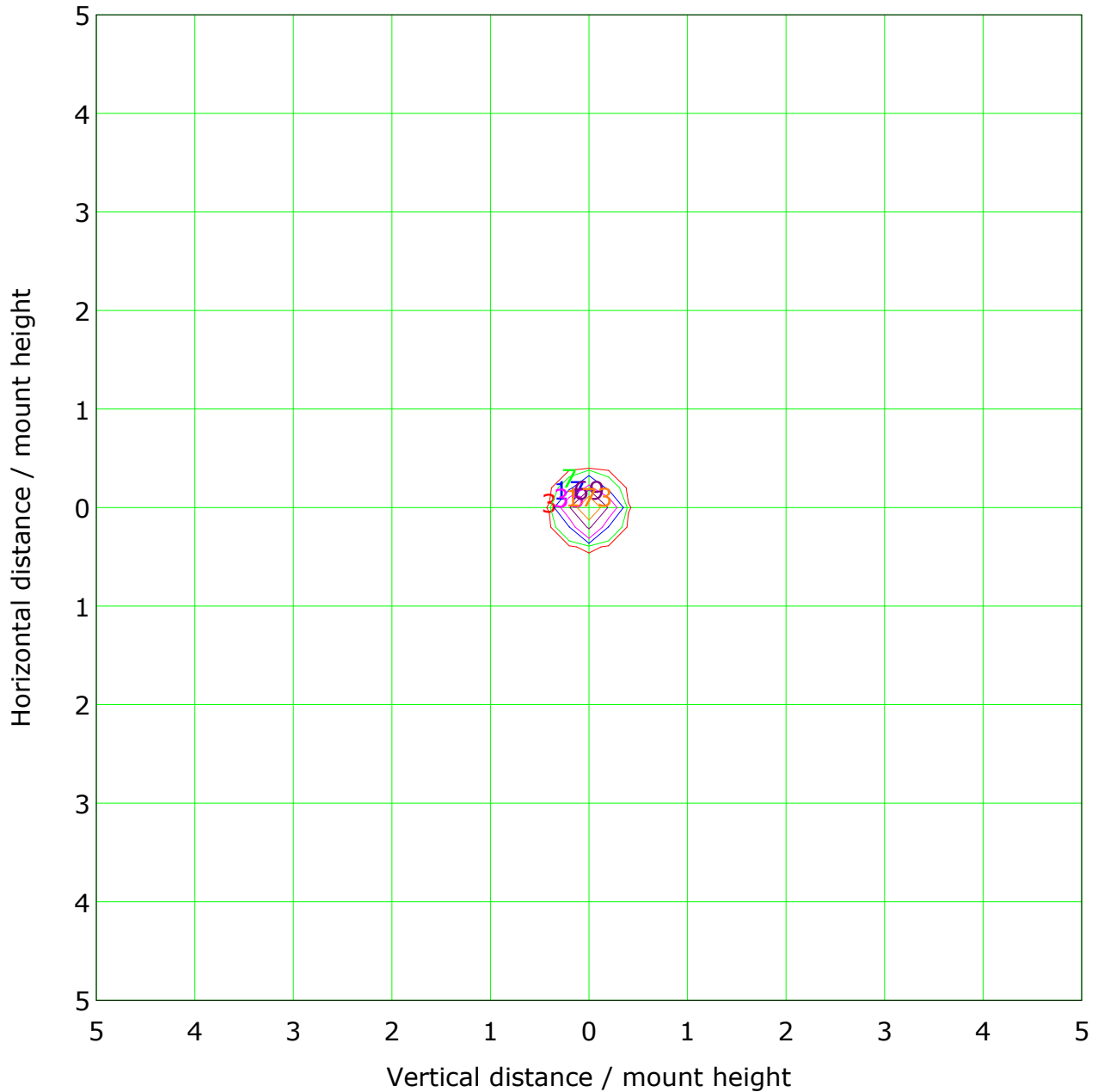
Test Device: CHL-6E

Distance: 3.000 m

Humidity:

Inspector:

IsoLux Plot



Mounting Height: 10m Max Lux(100%): 347 lx

— (1%): 3 lx	— (2%): 7 lx
— (5%): 17 lx	— (10%): 35 lx
— (20%): 69 lx	— (50%): 173 lx
— (100%): 347 lx	

C Plane (°):0.0-180.0: 180.0

Test Lab:

Test Type: TYPE C

Temperature:

Operator:

Gamma Plane (°):0.0-90.0:5.0

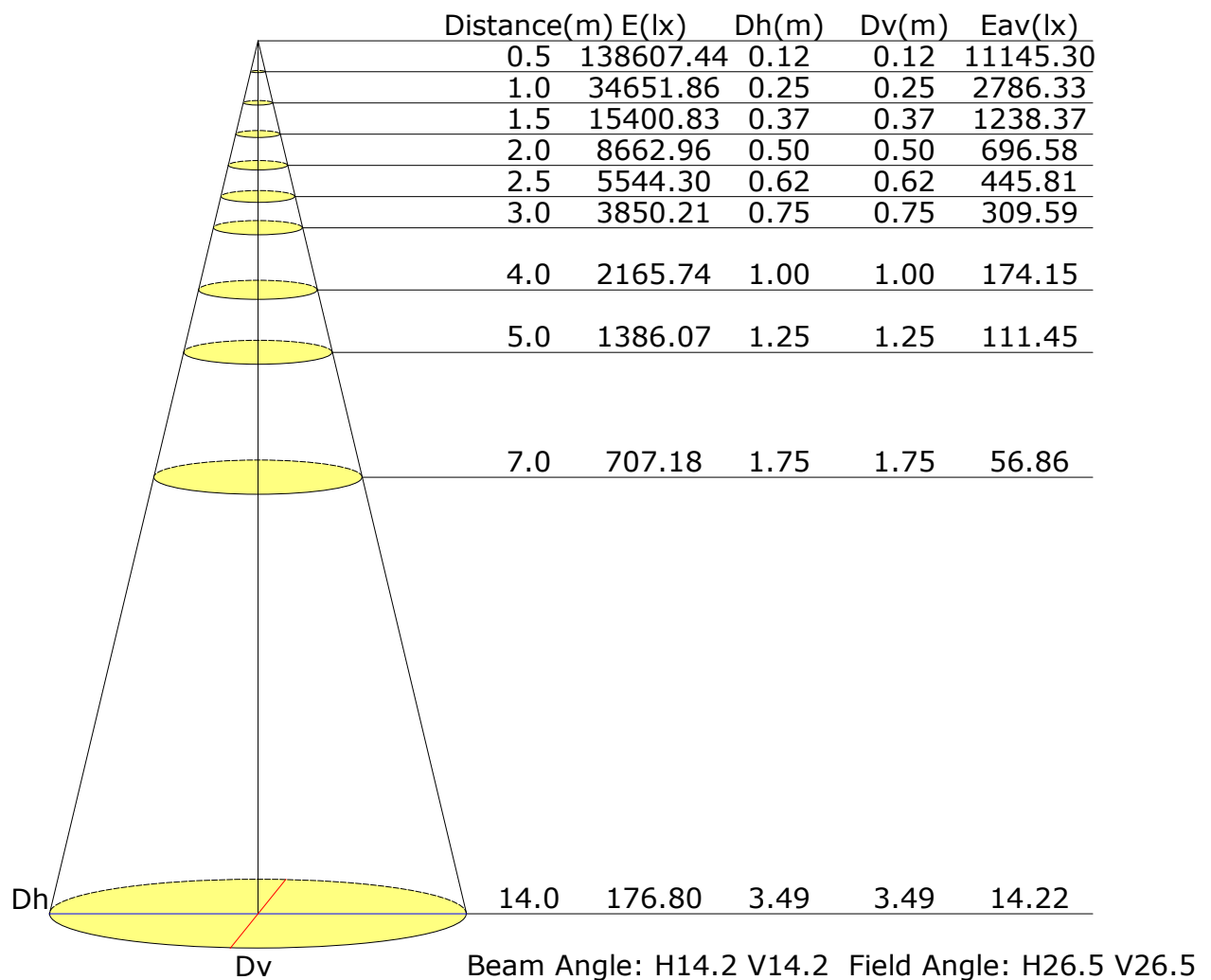
Test Device: CHL-6E

Distance: 3.000 m

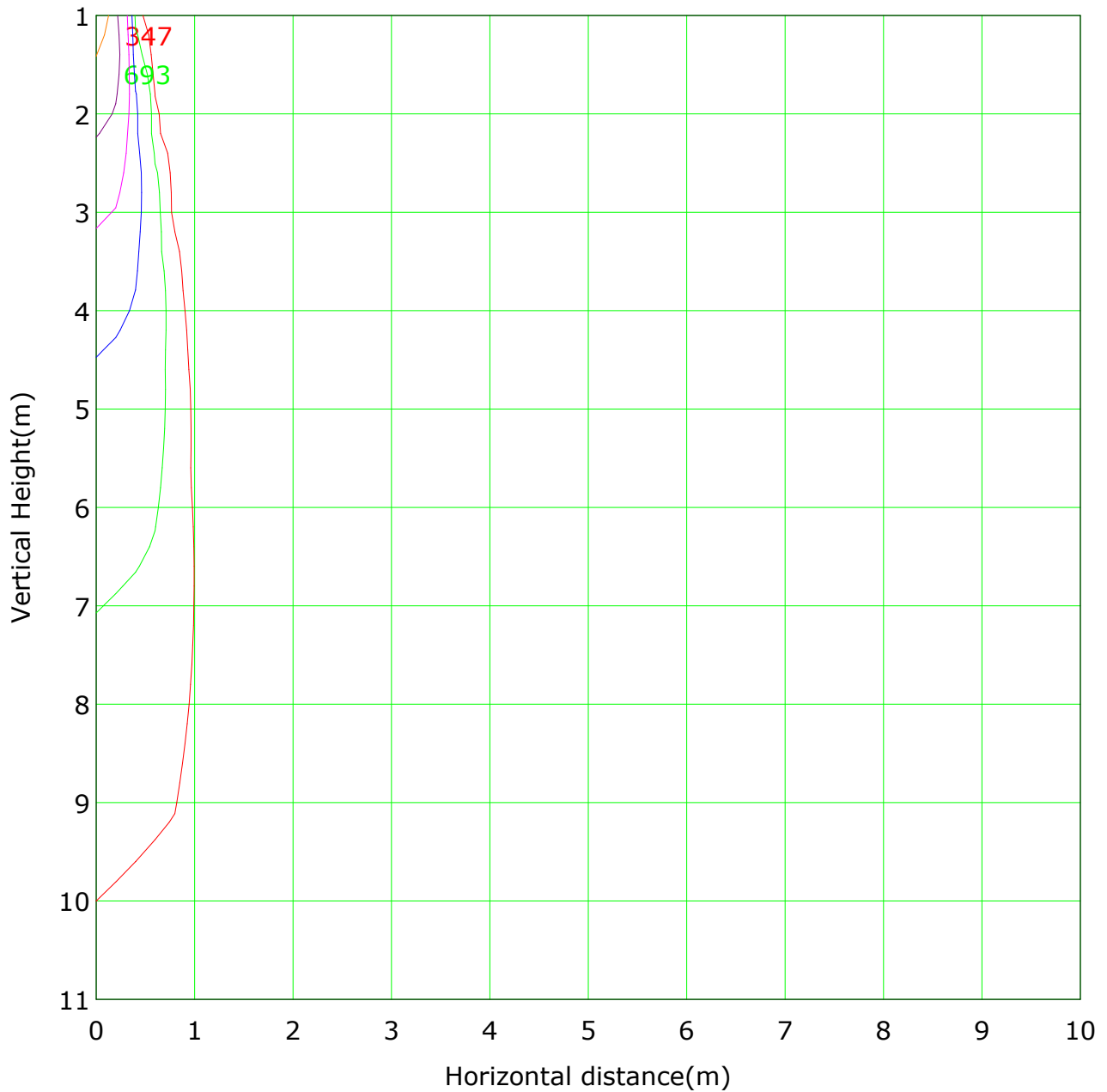
Humidity:

Inspector:

Illuminance at a Distance



Vertical IsoLux Plot



Lowest(m): 1m Highest(m): 11 Max Lux: 34652

(1%): 347 lx	(2%): 693 lx
(5%): 1733 lx	(10%): 3465 lx
(20%): 6930 lx	(50%): 17326 lx
(100%): 34652 lx	

C Plane (°):0.0-180.0: 180.0

Test Lab:

Test Type: TYPE C

Temperature:

Operator:

Gamma Plane (°):0.0-90.0:5.0

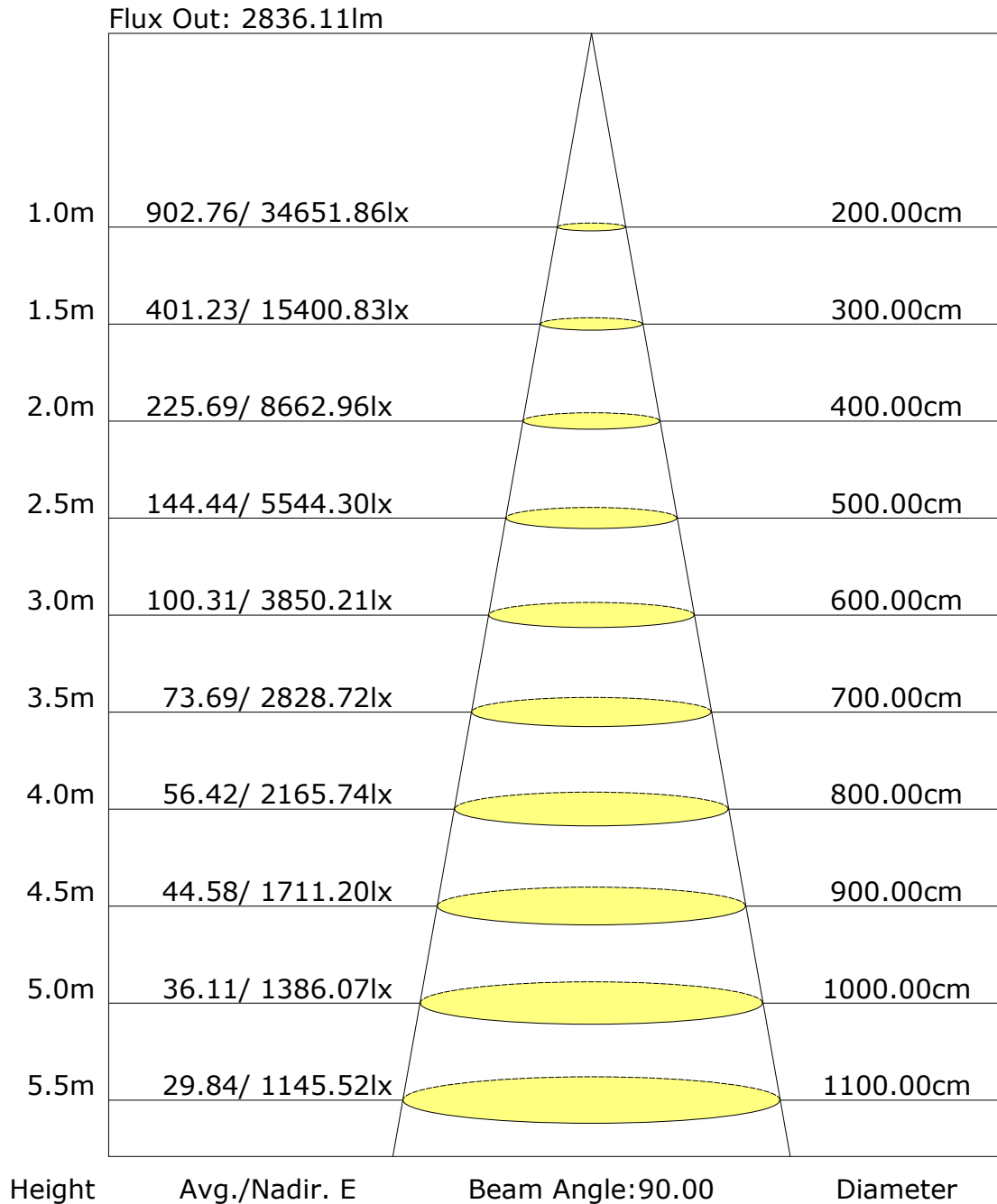
Test Device: CHL-6E

Distance: 3.000 m

Humidity:

Inspector:

The average illuminance effective figure



C Plane (°):0.0-180.0: 180.0
Test Lab:
Test Type: TYPE C
Temperature:
Operator:

Gamma Plane (°):0.0-90.0:5.0
Test Device: CHL-6E
Distance: 3.000 m
Humidity:
Inspector:

Gamma Plane (°):0.0-90.0:5.0
Test Device: CHL-6E
Distance: 3.000 m
Humidity:
Inspector:

Unit: cd

Gamma Plane (°):0.0-90.0:5.0
Test Device: CHL-6E
Distance: 3.000 m
Humidity:
Inspector: